

NICOLOCK[®]

PAVING STONES • RETAINING WALLS • OUTDOOR LIVING



paver-shield[™]

Discover Outdoor Living



PULL-OUT
**COLOR
SWATCH
GUIDE**
INSIDE

Come Home to Nicolock!

Nicolock pavers have a full, structural lifetime warranty* and are transferable to the next owner should you sell. Register your products in 3 easy steps!

1

Go to Nicolock.com

DESIGN CENTER | COLOR TOOL | WARRANTY

Click on warranty link on top right hand corner of our homepage.



2

Fill Out the Warranty Form.



3

Upload Proof of Purchase.



LIFETIME WARRANTY*

Nicolock provides a limited lifetime warranty on the structural integrity of its manufactured product used in residential applications. Nicolock pavers are warranted for as long as you own your home and are transferable to the next owner should you sell. Nicolock products installed in accordance with our guidelines and industry standards that are deemed to be structurally defective will be replaced with product of equal value. Removal and replacement labor cost is not the responsibility of Nicolock. Regarding de-icing products, Nicolock recommends sand for slip resistance as it is the most environmentally friendly product for use on concrete products to make sure surfaces are skid and slip resistant. If a de-icing product is used, Nicolock recommends using only NaCl (rock salt) and should be used sparingly, following the manufacturer's instructions. Once ice is loosened, remove immediately to avoid buildup of the de-icing agent. De-icing agents of any kind are not recommended for our Nicostone line.

Color matching and product availability are not guaranteed. Proof of purchase and/or installation contract must be made available prior to or at the time of inspection by an authorized Nicolock representative. Other exclusions apply.

Nicolock / Nicolite Concrete Products is the owner or authorized user of all patents and trademarks for products and designs illustrated herein. Firma®, Checker Block®, Sante-Euro® & paver-shield® are examples of registered trademarks of Nicolite Concrete Products. SF-Rima® is a trademark of SF Concrete Technology, Inc. Trinity® is a trademark of Earth Reinforcement Technologies. • US Patent # : Firma® 6,082,933.

TO REGISTER YOUR NICOLOCK PRODUCTS, VISIT US ONLINE AT NICOLOCK.COM


WHY NICOLOCK

Welcome..... 4
 paver-**shield**™..... 5
NEW! Graphite Pearl Blend..... 7
 Designing with
 Inlays and Borders..... 36
 Predesigned Packages..... 40



CIRCLES AND INLAYS

Ridge Circle..... 72
 Country Circle..... 73
 Sante-Euro® Circle..... 74
 Rustico Circle..... 75
 Old Town Flagstone Circle..... 76
 Wetherdale Circle..... 76
 Old Town Flagstone Quartered
 Square Patio Pack..... 77
 Old Vienna w/ paver-**shield**™..... 78
 Belgium Cobble..... 79
 Edgestone..... 79



WALL SYSTEMS

Landscape Walls..... 92
 Belvedere Wall..... 93
 Mini Colonial Wall..... 94
 6" Colonial Wall..... 94
 5" Colonial Wall..... 95
 Verona Wall..... 96
 Stonegate®Contemporary Wall...97
 Claremont Wall..... 98
 Kodah Wall..... 99
Retaining Walls..... 100
 Outcropping..... 101
 Firma® Wall..... 102
 Everloc™ 810 Express..... 102
 Alta Wall..... 103
 Alta Pro Wall..... 103
 Trinity® Wall..... 104
 Keystone® Compac III
 Straight Split..... 105
Garden Walls..... 106
 Mountain Block..... 107
 Sierra Wall..... 108
 Serafina Wall..... 109
NEW! Garden Wall..... 109


ENVIRONMENTAL PAVERS

Eco-Ridge..... 81
 SF-Rima®..... 81
 Checker Block®..... 82
 Turfstone..... 82
 Eco-Tre..... 83




NICOSTONE PAVERS

Grand Flagstone..... 86
 Versailles Travertine..... 87
 Old Town Flagstone Patio Pack.. 88
 Wetherdale Patio Pack..... 88
 Thermal Finish Flagstone..... 89
 Natural Cleft Flagstone..... 89



NATURAL STONE VENEERS


NEW! Natural LedgeStone..... 111
NEW! English Pattern..... 111



PIERS, COPING, CAPS AND STEPS


Mini Colonial Pier Kit..... 112
 5" Colonial Pier Kit..... 112
 Verona Pier Kit..... 112
 Stonegate®Contemporary Pier..113
 Nantucket Pre -Built Pier Kit..... 113
 Pier Caps..... 113
 Corners..... 113
 Belvedere Pier and Cap..... 114
 Claremont Pier and Cap..... 114
 Kodah Pier and Cap..... 114
NEW! Linear Cap 112
 Multi Cap..... 115
 Dimensional Coping..... 115
 Colonial Cap..... 115
 Rockface Multi Cap..... 116

Belvedere Coping.....116
 Old Town Coping.....117
 Versailles Coping.....117
 6x12 Fullnose..... 118
 4x12, 8x12 Fullnose..... 119
 Rockface Treads..... 120
 Irregular Steps.....121
 Thermal and Fullnose Treads....122
 Rockface Steps.....122
 Roma Step..... 123
 Stepping Stones..... 123
 Log Sleepers.....123



PAVER-SHIELD™ PAVERS

Stone Ridge Collection..... 44
 Rustico Series..... 50
 Blue Ridge..... 53
 Alpine Series..... 54
 Ridge Brick..... 58
 Colonial Cobble..... 59
 Holland Stone..... 60
NEW! Diamond Paver 61
 Plank Paver..... 62
 Roma I & II..... 64
 The Montauk..... 64
 Heritage Slab..... 65
 Fiuggi Travertine..... 66
 Cobblestone.....67



OUTDOOR LIVING

Serafina Fire Pit Packages..... 124
 Belvedere Fire Pit Packages..... 126
 Verona Fire Pit Packages..... 127
 Ovation Fire Pit Packages.....128
 Encore Fire Pit Packages..... 129
NEW! SG Linear Fire Pit..... 130
NEW! SG Grande Fire Pit..... 130
NEW! SG Grande Fire Pit..... 130
NEW! Triumph Fire Pit..... 130
 Breeo Smoke-less 132
 Fire Accessories.....133
 Verona Fireplace..... 134
 Mini Verona Fireplace..... 135
NEW! Verona Jr Fireplace135
 Kalea Bay Fireplace..... 135

OUTDOOR DINING

Verona Kitchen..... 138
 Verona Wood Fired Oven..... 138
 Verona Grill Island..... 139
 Verona Grill Island Deluxe 139
NEW! Alturi Kitchen Package..... 140
NEW! TRL Kitchen Package..... 140
NEW! Sizzler Kitchen Package... 140
 Nantucket Kitchen Island..... 141
 Pergola..... 142
 Outdoor Dining Accessories..... 143



TOSCANA / TUMBLED

Country 6x6 & 6x9..... 68
 Country 4pc Combo.....68
 Pompeii..... 69
 Olde Towne Combo & 1/2.....69



PRODUCT SPECIFICATIONS

Nicolock Color Swatches..... 144
 Color Chart..... 152
 Paver Installation..... 156
 Retaining Wall Installation..... 158
 Stain Removal..... 160
 FAQ..... 161
 Patterns..... 163



HELLO

FROM THE NICOLOCK FAMILY

Roberto Nicalia

CEO/President, Nicolock Paving Stones

WELCOME TO NICOLOCK

For more than 60 years Nicolock has been trusted to help homeowners and contractors like you in achieving their perfect home project. From technological advances such as our **paver-shield™** technology, to our advanced color blending technique, Nicolock continues to lead the way in the production and supply of quality concrete products and outdoor living solutions. We are proud to say that we are 100% U.S. owned and operated.

Using select materials, our rigorous attention to quality-control during the entire manufacturing process guarantees product consistency and allows us to offer you a lifetime warranty on our products.

We know and trust that you will love your Nicolock products. We are excited to introduce new and innovative products this year while continuing to bring you our superior line of pavers, wall systems and outdoor living lines.

THE PAVER-SHIELD™ DIFFERENCE

Nicolock's patented **paver-shield™** manufacturing process delivers a paver surface that is tight and dense, not coarse and grainy like other products.

More importantly, **paver-shield™** ensures that the aggregate needed to give the paver its strength is never exposed, giving you years of "it looks like new" enjoyment. All Nicolock pavers have color from top to bottom, ensuring a lifetime of beauty and protection. Iron oxide pigments are guaranteed not to fade.

A COLOR FOR EVERY HOME

Need inspiration for that elegant front entry or backyard paradise? Just take a look at Nicolock pavers and wall systems. We have more rich colors than anyone in the industry. Our products are warm and vibrant the moment they arrive at your home and will stay looking that way year after year.

Our superior color blending means that your finished project will have variegated tones, not defined blotches here and there. We minimize the risk for a bad installation with our proprietary manufacturing technology and unmatched color blending. Unlike some of our competitors, our color extends through the entire paver, not just the surface layer, ensuring the most vibrant color available in the market!

We are committed to bringing you the best quality products so that you and your family can enjoy a lifetime of memories.

With almost 1,000 different combinations of shape, color and texture, Nicolock has the broadest selection of products in the industry to satisfy every hardscape need. We stay ahead of the field by continuously introducing new, trend-setting products to our customers. By following design trends both here and overseas, we're able to maintain our position as a market leader. We have such high confidence in the quality of our products that we back them up with a transferable limited lifetime guarantee.

A LIFETIME OF INNOVATION

We've invested millions in the most technologically advanced manufacturing equipment available to produce hardscape products that exceed the standards of the industry and

those of the most discriminating buyer. Our commitment to innovation is evident not only in our rigorous attention to quality but also in the expansion of our product lines. From kitchens to fire features you will find multiple options to create a space that is uniquely yours.

ENVIRONMENTALLY FRIENDLY

We manufacture several variations of eco-friendly paving products, allowing storm water to percolate back into the soil. And since all of our hardscaping products are made from natural materials, they can be recycled at the end of their very long life like glass, metal, and plastic.

WE'RE LOCAL

Nicolock facilities, retailers and contractors cover the Mid-Atlantic and Northeast regions of the United States and are always "close to home." We have manufacturing facilities in Long Island, New Jersey, Maryland and Connecticut, as well as, strategically placed distribution centers. We pride ourselves on our responsive service, terrific product availability and superior on-time delivery.

PROFESSIONALS YOU CAN TRUST

Nicolock Hardscape Pro Contractors have been pre-screened to make sure that the best products get the best installation. Locate one through our on-line locator at nicolock.com. Our sales representatives are industry certified and experts in the field of hardscaping. They serve as technical advisors to all of our customers, including retailers, contractors, design professionals and homeowners.



Nicolock sources the highest class of raw materials in the industry to give each paver the very best in quality and consistency. Our patented process features a smooth, ultra-dense surface and rich vibrant color guaranteed not to fade.



Our unique, state-of-the-art manufacturing process ensures that all of our quality materials are precisely measured out to create a consistent, extremely durable base mix which is the foundation of every Nicolock paver.



During this process, iron oxide bonds with cement molecules resulting in the most vibrant color seen throughout each paver.



Once our base mix is created, ultra-fine sand, Portland cement and additional color come together to create our paver-shield™ technology.



The result is a tight, smooth surface texture, combined superior color, strength and beauty that will last for generations!

SEE THE PAVER-SHIELD™ DIFFERENCE

paver-shield™ Technology
Tight, smooth surface texture that is built into the paver.



Ultra dense base mix featuring color throughout the paver ensuring a lifetime of beauty that stands up to harsh weather.




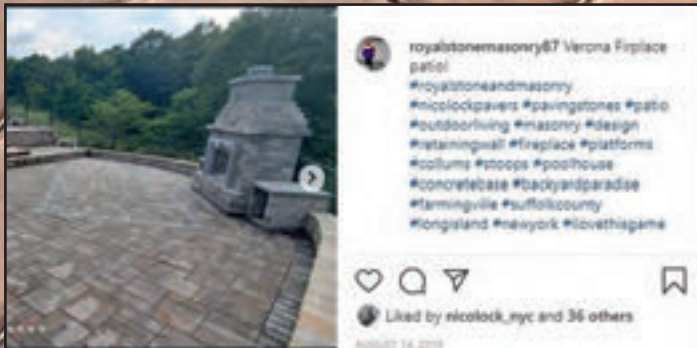
FOLLOW US.

Follow Nicolock on social media for great ideas. See what others are doing with their Nicolock!

SHARE.

Post your project on Facebook and tag us! Pin us on Pinterest. Subscribe to our YouTube channel.

Upload to Instagram: **#Nicolock**, **#Nicolockpavers** or **#Nicolockpavingstones**



HOMEOWNERS & CONTRACTORS...Show us your NICOLOCK.

Visit us at NICOLOCK.COM. Scroll to the bottom of our homepage to the project upload button. Complete the form and upload your photos. We love receiving your photos and may contact you to do a professional photo shoot. Contractors; submit your photos often! What better way to show off your NICOLOCK!

FOLLOW US:
 FB/@nicolock
 IG/@nicolockpaving
 P/@nicolockpavingstones
 YT/@nicolockpavingstones



INTRODUCING NICOLOCK'S NEWEST COLOR *Graphite Pearl Blend*

A rich mixture of White, Pewter and Raven bring an intense color choice to your project. Fortified with paver-**shield**™ so the color is guaranteed to last!



Available in these **Nicolock** products:

-  Alpine Contemporary/16x24
-  Alpine Ridge
-  Ridge Brick
-  Ridge Circle
-  Rustico 6x9
-  Serafina Wall
-  Stonegate® Contemporary Wall
-  Stone Ridge Contemporary
-  Stone Ridge
-  6" Colonial Wall
-  Mini Colonial Wall
-  Verona Wall
-  6x12 Fullnose

Alpine Contemporary | Graphite Pearl Blend
Ridge Brick | Charcoal
Kodah Wall | Bluestone

The Beauty of Color





Belvedere Wall | Mocha

Your Paradise Awaits...





Stone Ridge | Granite City Blend

Experience Outdoor Living





Belvedere Wall | York Brown
Grand Flagstone | York Brown
Irregular Steps | York Brown

The backyard of *your* dreams



Alpine Ridge | Oceanic Blue
6x12 Fullnose | Oceanic Blue



Versailles Travertine | Marble Blend
Versailles 8x8 | Raven (special order)
Versailles Travertine Coping | Marble Blend

Making it easy to be home...





Stone Ridge Contemporary | Oceanic Blue
Rustico 6x9 | Oceanic Blue

PULL OUT SECTION




COLOR SWATCHES



At Nicolock, we believe it's an art to create vivid colors and blends that are unique and timeless. Our rich, vibrant colors are crafted to stand alone or work together, to help you create a look that suits your style. From rustic to contemporary, you are sure to find the perfect color for every home.

NICOLOCK®

FRESH NEW COLOR BLENDS, WITH STRENGTH AND BEAUTY THAT LASTS!



Oceanic 5*

The first 5 color blended concrete paver! Oceanic 5 captures the subtle grays and blues of the ocean to create tranquility in your hardscape design. A beautiful blend of our most sought out colors that will complete your dream project. (Made In NY, additional freight may apply.)



Peconic 6*

Introducing the first 6 Color Paver in the market! Peconic 6 fuses the luminosity of Nicolock's most popular shades from subtle grays to vibrant tans; with just the right amount of contrast to make it the perfect color for your outdoor oasis. (Made In NY, additional freight may apply.)




Graphite Pearl Blend*

A rich mix of White, Pewter and Raven create a dramatic hue of complex grays. This on trend color is beautifully crafted to create a peaceful, inviting outdoor space and an ideal centerpiece for nature's warm wood tones.


BRILLIANT COLOR IS THE HALLMARK OF NICOLOCK PAVING STONES.

The color illustrations on these pages are as accurate as photography and print processes allow. Final selection of colors should be made from physical samples.

*Premium Color **Deluxe Color



Adobe Blend




Autumn Blend*



Cappuccino Blend*



Lilac Blend



Marble Blend*



Mocha Blend

PAVER-SHIELD™ BLENDED COLORS

*Premium Color **Deluxe Color

The color illustrations on these pages are as accurate as photography and print processes allow. Final selection of colors should be made from physical samples.



Caramel Tan*



Chesapeake Blend*



Crab Orchard Blend*



Oceanic Blue*




Oyster Blend*



Pennsylvania Blue**

*Premium Color **Deluxe Color

The color illustrations on these pages are as accurate as photography and print processes allow. Final selection of colors should be made from physical samples.



Fire Island Blend



Golden Brown Blend



Granite City Blend



South Bay Blend*



Travertina*




Westchester Blend

*Premium Color **Deluxe Color

The color illustrations on these pages are as accurate as photography and print processes allow. Final selection of colors should be made from physical samples.



Brown



Chamois




Charcoal



Pewter



Mojave*



Red

PAVER-SHIELD™ SOLID COLORS

Raven, a solid color, is used as a border for all swatches in this insert.

The color illustrations on these pages are as accurate as photography and print processes allow. Final selection of colors should be made from physical samples.

*Premium Color

**Deluxe Color

Driveways... your way



Stone Ridge | South Bay Blend
Ridge Brick | Raven



Plank Paver | Granite City Blend, Marble Blend and Oceanic Blue (special order)



Rustico 4 Pc Combo | Fire Island Blend



Stone Ridge | Westchester Blend

Perfect patios



NEW Ledgestone | Golden Honey
Plank Paver | Oceanic Blue (special order)



Stone Ridge Contemporary | Oceanic Blue
Verona Fire Pit & Wall | Granite City Blend & Charcoal
Ridge Brick | Charcoal





Natural Cleft Flagstone | York Brown

Walk this way



Plank Paver | Granite City Blend, Marble Blend and Oceanic Blue (special order)



Ridge Brick | Travertina



Holland Stone | Granite City Blend



Rustico 6x6 & 6x9 | Oyster Blend

Walls of distinction...



Alta Wall | Granite City Blend



Outcropping | Mocha





5" Colonial Wall and Pier | Travertina

Bring the warmth out...



Ovation Fire Pit | LedgeStone in NY Bluestone with Bluestone top



Mini Verona Fireplace | Granite City Blend
Verona Wall | Granite City Blend
Stone Ridge XL | Granite City Blend

Endless possibilities!






Verona Kitchen Island (custom) | Adobe Blend
Rustico 6x9 | Travertina
Stone Ridge XL | Westchester Blend
Pergola

Using color, inlays, borders and paving stone direction to
ENHANCE YOUR OUTDOOR SPACE


Creating that WOW factor is easy to achieve when you incorporate Nicolock's design fundamentals into your project. Add a beautiful border when you are designing your new patio, poolscape, driveway or any outdoor project. Create a striking visual by using contrasting colors and different shaped paving stones. There are many options with regard to paver laying patterns. We have chosen a few examples of laying patterns on the next few pages to help guide you through the process. You can even mix and match different styles, shapes and patterns to create unique and interesting designs.



90° traditional

PAVER DIRECTION


Go from a traditional installation to an exceptional look by laying pavers at a 45 degree angle to create the illusion of space.



45° with border

BORDERS


Borders define edges and softly combine large areas that would otherwise be toneless. Monochromatic or contrasting colors help define your style.



45° with inlay

INLAYS

Inlays allow you to define an area within your outdoor space. Often created with contrasting colors and textures, inlays add visual interest to make your space pop.



Primary Pavers **Stone Ridge XL** | **Crab Orchard Blend** | Inlay **Pompeii** | **Oyster Blend** | Border **8x12 Fullnose** | **Crab Orchard Blend**

NICOLOCK'S TOP 12 DESIGN COMBINATIONS

With so many options to choose from, these twelve combinations have been voted most popular by homeowners and contractors.



Primary Pavers:
Alpine Contemporary
Color:
Oceanic Blue

Inlay:
Old Vienna with
paver-**shield**™
Color:
Raven

Border:
Rustico 6x9
Color:
Oceanic Blue



Primary Pavers:
Blue Ridge
Color:
Westchester Blend

Inlay:
Old Vienna with
paver-**shield**™/ Ridge Brick
Color:
Raven/ Westchester Blend

Border:
Old Vienna with
paver-**shield**™
Color:
Raven



Primary Pavers:
Stone Ridge
Color:
Granite City Blend

Inlay:
Old Vienna with
paver-**shield**™
Color:
Raven

Border:
Stone Ridge
Color:
Granite City Blend



Primary Pavers:
Rustico 4 Pc Combo
Color:
Marble Blend

Inlay:
Roma I
Color:
Raven

Border:
Rustico 4 Pc Combo
Color:
Marble Blend



Primary Pavers:
Fiuggi Travertine
Color:
Travertina

Inlay:
The Montauk
Color:
Oyster Blend


Border:
Rustico 6x9
Color:
Travertina



Primary Pavers:
Stone Ridge
Color:
Granite City Blend


Inlay:
Ridge Brick
Color:
Marble Blend

Border:
Stone Ridge
Color:
Granite City Blend



Primary Pavers:
Colonial Cobble
4 Pc Combo
Color:
Oyster Blend

Border:
Rustico 6x9
Color:
Travertina



Primary Pavers:
Stone Ridge
Contemporary
Color:
South Bay Blend

Inlay:
Holland Stone
Color:
Raven

Border:
Stone Ridge Contemporary
Color:
South Bay Blend



Primary Pavers:
Stone Ridge XL
Color:
Granite City Blend

Inlay:
Holland Stone
Color:
Fire Island Blend


Border:
Rustico 6x9
Color:
Granite City Blend



Primary Pavers:
Alpine Ridge
Color:
Cappuccino Blend

Inlay:
Old Vienna with
paver-**shield**™
Color:
Brown


Border:
Ridge Brick
Color:
Cappuccino Blend



Primary Pavers:
Plank Paver
Color:
Granite City Blend
& Marble Blend

Inlay:
Plank Paver
Color:
Raven

Border:
Plank Paver
Color:
Granite City Blend



Primary Pavers:
Plank Paver
Color:
Westchester Blend

Inlay:
Pompeii
Color:
Charcoal

Border:
Plank Paver
Color:
Westchester Blend

PRE-DESIGNED PACKAGES

Nicolock custom kits give you everything you need to get your project started. Packages include dimensions, material lists, contractor drawings and patio furniture recommendations. For additional information on our pre-designed packages, **visit us at nicolock.com/predesignedpackages.**



SHOW STOPPER

The Show Stopper kit includes everything you need for entertaining including the Verona Grill Island, the Verona Fireplace, Alpine Ridge paver-**shield**™ pavers and accented with a Rustico border.



CHEF SERIES

Create the ideal summer kitchen with The Chef Series. Our custom kit includes our Verona Kitchen Kit, Verona Fire Pit Kit and Stone Ridge paver-**shield**™ pavers with a Rustico 6x9 inlay.




TRADITIONAL

The Traditional includes our Stone Ridge XL paver-**shield**™ pavers with a Rustico 6x9 border, a place for your grill, a table area, a separate conversational seating area, and the Verona Fire Pit Kit.




MODERN FLAIR

Our Modern Flair contemporary kit includes three separate seating areas including one with our Verona Fire Pit Kit and our larger, more modern styled Alpine Contemporary paver-**shield**™ pavers with The Montauk™ border.




MADISON CIRCLE

Relax in style with the Madison Circle Design. With a small patio off the back of the house, a Serafina Fire Pit installed over a Ridge Circle off to one corner, this backyard has everything you need to turn on the grill and enjoy some quality time.



LIBERTY SQUARE

Dine in the shade with the Liberty Square design which includes a beautiful patio with a decorative inlay, a Nicolock 13' x 16' Pergola Kit and our Nantucket Kitchen Island. This design combines efficiency with practicality.



OUTSIDE EMPIRE

The ultimate small space backyard, the Outside Empire package offers mirrored patios with Roman corners separated by a see through Kalea Bay Fireplace.



CHELSEA ON THE GREEN


Thermal Finish Flagstone used as stepping stones on each side lead you to this charming outdoor space that has it all including a Verona Fire Pit, and a beautiful inlay to frame the border.

PAVER-SHIELD™ PAVERS



Ridge Brick | Granite City Blend
Ridge Brick | Chesapeake Blend
Alpine Contemporary | Chesapeake Blend

P A V E R - S H I E L D™ P A V E R S



Brilliant color will always be found in Nicolock pavers with paver-**shield**™. Rich vibrant colors are the hallmark of everything we make. With Nicolock's paver-**shield**™ technology, colors stay rich and vibrant. From rustic to contemporary, we have a color palette to complement every home. When choosing Nicolock, you are receiving pavers with color from top to bottom and a tight, smooth surface. Our pavers will not expose heavy aggregate as they wear. The ultra-dense surface has more color and more protection, ensuring a lifetime of beauty.



PAVER-SHIELD™ PAVERS


STONE RIDGE COLLECTION | One of our top selling pavers, Nicolock's Stone Ridge Collection is a stunning choice for patios, walkways, pool decks and much more!




Stone Ridge | Travertina



Stone Ridge | Westchester Blend
Holland Stone | Chamois



Stone Ridge XL | Marble Blend




Stone Ridge Contemporary | Autumn Blend



Stone Ridge | Granite City Blend

PAVER-SHIELD™ PAVERS



STONE RIDGE COLLECTION COLORS



Adobe Blend



Autumn Blend*



Cappuccino Blend*



Caramel Tan*



Chesapeake Blend*




Crab Orchard Blend*



Golden Brown Blend




Granite City Blend



NEW
Graphite Pearl Blend*




Lilac Blend




Stone Ridge | South Bay Blend

STONE RIDGE Multi-size rectangular shapes. Slightly textured riven surface. Slightly chamfered edge. Can be combined with Stone Ridge XL.

	WIDTH	LENGTH	THICKNESS	PCS / SF	SF / PALLET	PCS / PALLET	LBS / PALLET
A	41/2"	9"	23 /8"	3.8	110	130	2,950
B	9"	9"	23 /8"	1.9		60	
C	9"	131/2"	23 /8"	1.3		50	




NATURAL STONE TEXTURE



Stone Ridge XL | Crab Orchard Blend

STONE RIDGE XL Multi-size rectangular shapes. Slightly textured riven surface. Slightly chamfered edge. Can be combined with Stone Ridge. Not recommended for vehicular applications.


	WIDTH	LENGTH	THICKNESS	PCS / SF	SF / PALLET	PCS / PALLET	LBS / PALLET
A	9"	9"	23 /8"	1.9	110	20	2,950
B	9"	18"	23 /8"	.93		50	
C	18"	18"	23 /8"	.46		20	



Stone Ridge Contemporary | Oceanic Blue

STONE RIDGE CONTEMPORARY Multi-size rectangular shapes with a smooth and modern finish. Slightly chamfered edge.

	WIDTH	LENGTH	THICKNESS	PCS / SF	SF / PALLET	PCS / PALLET	LBS / PALLET
A	41/2"	9"	23 /8"	3.8	110	130	2,950
B	9"	9"	23 /8"	1.9		60	
C	9"	131/2"	23 /8"	1.3		50	
*D	18"	18"	23 /8"	2.18	131	60	3,537 *sold as separate pallet



Marble Blend*



Mocha Blend



Oceanic 5**
(Made in New York additional freight rates may apply)




Oceanic Blue Blend*



Oyster Blend*



Peconic 6**
(Made in New York additional freight rates may apply)



Pennsylvania Blue**



South Bay Blend*



Travertina*



Westchester Blend

*Premium Color **Deluxe Color

PAVER-SHIELD™ PAVERS



Stone Ridge | Chesapeake Blend



Stone Ridge | Westchester Blend



Stone Ridge XL | Marble Blend

PAVER-SHIELD™ PAVERS


RUSTICO SERIES | Beautiful rectangular shaped pavers that can be utilized anywhere to enhance your home or business. Textures that include a slightly dimpled surface, chamfered edges and square corners. Interchangeable and available in a wide range of colors. A customer favorite year after year.



Rustico 6x9 | Granite City Blend



Rustico 6x9 | Travertina & Golden Brown Blend



Rustico 4 Pc Combo | Autumn Blend




Rustico 6x9 | Travertina

RUSTICO 4 PC COMBO | Stylish multi-sized rectangular shapes with a slightly dimpled surface. Chamfered edges with square corners.




Rustico 4 Pc Combo | Marble Blend

	WIDTH	LENGTH	THICKNESS	PCS / SF	SF / PALLET	PCS / PALLET	LBS / PALLET
A	3"	6"	23/8"	8.0	117	100	3,050
B	6"	6"	23/8"	4.0		100	
C	6"	9"	23/8"	2.7		160	
D	9"	9"	23/8"	1.8		40	



Rustico 4 Pc Combo | Bayberry Blend, Granite City Blend & Marble Blend



Adobe Blend

Autumn Blend*

Bayberry Blend*

Crab Orchard Blend*



Fire Island Blend



Golden Brown Blend



Granite City Blend



Marble Blend*



Oyster Blend*




Pennsylvania Blue**



Terra Cotta Blend



Travertina*



Westchester Blend

*Premium Color **Deluxe Color

PAVER - SHIELD™ PAVERS

RUSTICO 6X6 AND 6X9 | Multi-size rectangular shapes with a slightly dimpled surface. Chamfered edges and square corners make these pavers an elegant choice.





SOLAR LIGHT PAVERS BY **STONETENGE^{US}**

Easy to install
DIY, No wiring
Up to 8 hours of light
9" Cool White lights
On/Off Switch on bottom

6" x 9"

Rustico 6x9 | Granite City Blend

	WIDTH	LENGTH	THICKNESS	PCS / SF	SF / PALLET	PCS / PALLET	LBS / PALLET
A	6"	6"	23/8"	4	120	480	3,027
B	6"	9"	23/8"	2.66	113	300	2,982



*Premium Color **Deluxe Colors

BLUE RIDGE | Multi-size rectangular shapes with a textured riven surface and slightly chamfered edges give this paver a beautiful look. Not recommended for vehicular applications.



Blue Ridge | Pennsylvania Blue

	WIDTH	LENGTH	THICKNESS	PCS / SF	SF / PALLET	PCS / PALLET	LBS / PALLET
A	61/2"	13"	23/8"	3.8	106	40	2,761
B	13"	13"	23/8"	1.9		40	
C	13"	191/2"	23/8"	1.3		20	



Adobe Blend

Chesapeake Blend*

Crab Orchard Blend*

Golden Brown Blend

Granite City Blend



Lilac Blend

Mocha Blend

Oceanic Blue*

Oyster Blend*

Pennsylvania Blue**



Westchester Blend

*Premium Color
**Deluxe Color

PAVER-SHIELD™ PAVERS

ALPINE SERIES | A customer favorite because of its beautiful versatility. Derived from the texture of natural mountain stone, the Alpine Series has a subtle cleft texture ideal for pools, walkways and patios.



Alpine Ridge | Oyster Blend



Alpine Ridge | Granite City Blend



Alpine Contemporary | Chesapeake Blend



Alpine Ridge | Oceanic Blue


PAVER - SHIELD™ PAVERS

ALPINE RIDGE | These multi-sized shapes will add a great feel to any project. Natural cleft texture with a lightly chamfered edge. Not recommended for vehicular applications.



Alpine Ridge | Lilac Blend

	WIDTH	LENGTH	THICKNESS	PCS / SF	SF / PALLET	PCS / PALLET	LBS / PALLET
A	73/4"	155/8"	23/8"	.84	127	30	3,500
B	155/8"	155/8"	23/8"	1.7		30	
C	155/8"	231/2"	23/8"	2.55		20	



ALPINE SERIES COLORS



Adobe Blend



Caramel Tan*



Cappuccino Blend*



Chesapeake Blend*



Marble Blend*



Mocha Blend



Oceanic Blue*



Oyster Blend*

ALPINE CONTEMPORARY | Multi-size rectangular shapes with a smooth texture and slightly chamfered edges. Not recommended for vehicular applications.




Alpine Contemporary | Westchester Blend



Golden Brown Blend



Granite City Blend



Graphite Pearl Blend*



Lilac Blend



Pennsylvania Blue**



South Bay Blend*



Travertina*





Westchester Blend

*Premium Color

**Deluxe Color

	WIDTH	LENGTH	THICKNESS	PCS / SF	SF / PALLET	PCS / PALLET	LBS / PALLET
A	73/4"	155/8"	23/8"	.84	127	30	3,500
B	155/8"	155/8"	23/8"	1.7		30	
C	155/8"	231/2"	23/8"	2.55		20	



NEW	WIDTH	LENGTH	THICKNESS	PCS / SF	SF / PALLET	PCS / PALLET	LBS / PALLET
	155/8"	231/2"	23/8"	2.66	107	40	2,889



Sold separately


PAVER - SHIELD™ PAVERS

RIDGE BRICK | A universal, oversized brick shape with a textured riven surface. Slightly chamfered edges. Use as a field paver or as a border for any Ridge product.

WIDTH	LENGTH	THICKNESS	PCS / SF	SF / PALLET	PCS / PALLET	LBS / PALLET
4 1/2"	9"	2 3/8"	3.63	110	400	2,950



Adobe Blend Autumn Blend* Brown Cappuccino Blend* Caramel Tan* Charcoal



Chesapeake Blend* Crab Orchard Blend* Golden Brown Blend Granite City Blend Graphite Pearl Blend* Lilac Blend



Marble Blend* Mocha Blend Oceanic Blue* Oyster Blend* Pennsylvania Blue** Raven*



South Bay Blend* Travertina* Westchester Blend

*Premium Color
**Deluxe Color



Ridge Brick | Travertina

PAVER - SHIELD™ PAVERS



Colonial Cobble | Granite City Blend

COLONIAL COBBLE | Multi-size Ashlar pattern with flat surface, chamfered edges and pillowed corners.


COLONIAL COBBLE NORMAL

WIDTH	LENGTH	THICKNESS	PCS / SF	SF / PALLET	PCS / PALLET	LBS / PALLET
63/8"	63/8"	23/8"	3.6	116	420	3,168




COLONIAL COBBLE 1 1/2 NORMAL

WIDTH	LENGTH	THICKNESS	PCS / SF	SF / PALLET	PCS / PALLET	LBS / PALLET
63/8"	93/8"	23/8"	2.4	124	300	3,223



COLONIAL COBBLE 4 PC COMBO


	WIDTH	LENGTH	THICKNESS	PCS / SF	SF / PALLET	PCS / PALLET	LBS / PALLET
A	33/8"	63/8"	23/8"	7.1	133	100	3,454
B	63/8"	63/8"	23/8"	3.6		100	
C	63/8"	93/8"	23/8"	2.4		160	
D	93/8"	93/8"	23/8"	1.6		40	



Adobe Blend




Autumn Blend*



Bayberry Blend*



Charcoal
(1 1/2 Normal
& Normal only)



Crab Orchard Blend*




Fire Island Blend



Golden Brown Blend



Granite City Blend



Oyster Blend*


*Premium Color

PAVER - SHIELD™ PAVERS

HOLLAND STONE | A beautiful classic brick shape with a flat surface and chamfered edges. Versatile for many outdoor projects. Also available in 31/8" thickness for special order only.



Holland Stone | Granite City Blend



Holland Stone | Red



Holland Stone | Oyster Blend

WIDTH	LENGTH	THICKNESS	PCS / SF	SF / PALLET	PCS / PALLET	LBS / PALLET
4"	8"	23 / 8"	4.5	120	540	3,100



Adobe Blend



Autumn Blend*



Bayberry Blend*



Brown




Chamois



Charcoal



Crab Orchard Blend*



Fire Island Blend



Golden Brown Blend



Granite City Blend



Marble Blend*




Mojave*




Oyster Blend*




Pewter




Raven*



Red



Salmon



Terra Cotta Blend



Westchester Blend

* Premium color


PAVER - SHIELD™ PAVERS

NEW

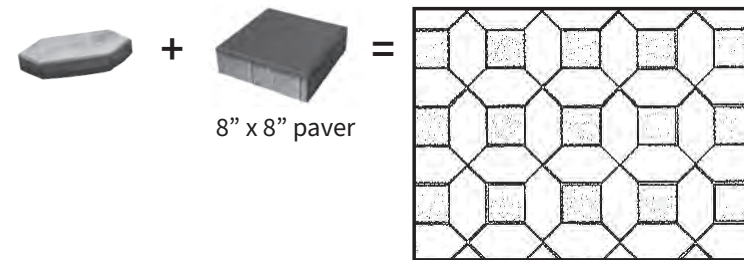
DIAMOND PAVER | Nicolock's Diamond Paver allows you to produce unique hardscape designs. Pair with Nicolock's 8" x 8" paver to create a visual appeal with complementary and contrasting colors. Fuel your creativity with this flexible solution for residential and commercial applications. Great for walkways, driveways, patios etc..




WIDTH	LENGTH	THICKNESS	PCS / SF	SF / PALLET	PCS / PALLET	LBS / PALLET
57/16"	131/8"	23/8"	2.48	96	192 full pcs 32 half pcs	2,750



Combine the Diamond Paver with our 8x8 Paver to make a unique design



Charcoal




Fire Island Blend



Granite City Blend



Marble Blend*



Red

* Premium color

Diamond Paver | Marble Blend

PAVER - SHIELD™ PAVERS



Plank Paver | Raven, Granite City Blend & Pewter



Plank Paver | Granite City Blend



Plank Paver | Oceanic Blue (special order)



Plank Paver | Golden Brown Blend


PLANK PAVER | The long and narrow design of this Nicolock favorite; gives a finished and sleek appearance to complement modern design trends.



Plank Paver | South Bay Blend (special order) and Raven



	WIDTH	LENGTH	THICKNESS	SF / PALLET	PCS / PALLET	LBS / PALLET
A	6"	9"	23/4"	103	54	3,122
B	6"	13"	23/4"		81	
C	6"	17"	23/4"		54	



PLANK PAVER 6 X13

WIDTH	LENGTH	THICKNESS	PCS / SF	SF / PALLET	PCS / PALLET	LBS / PALLET
6"	13"	23/4"	.545	103	189	3,122



* Premium color

PAVER - SHIELD™ PAVERS


ROMA I AND ROMA II Modular system - rounded corners with pillowed edge allows for flexibility in free-form patterns. Can be used with the Sante-Euro® Circle.

	WIDTH	LENGTH	THICKNESS	PCS / SF	SF / PALLET	PCS / PALLET	LBS / PALLET
A - Roma I	4.6"	7"	23/8"	4.27	131	560	3,519
B - Roma II	4.6"	4.6"	23/8"	-	126	740	3,278
C - Roma II	2.33"	4.6"	23/8"			120	

A Roma I



B Roma II



C Roma II



Roma II | Westchester Blend

THE MONTAUK I Multi-size, irregular shapes with a textured surface and textured edges. Makes a stunning accent and just as beautiful on its own. No spacer lugs.

	WIDTH	LENGTH	THICKNESS	SF / PALLET	PCS / PALLET	LBS / PALLET
A	23/4"	31/4"	23/8"	65	630	1,663
B	23/4"	4"	23/8"			
C	31/4"	4"	23/8"			
D	35/8"	4"	23/8"			
E	4"	4"	23/8"			

A



B



C



D



E



The Montauk | Oyster Blend



Brown



Charcoal



Golden Brown Blend




Granite City Blend



Oceanic Blue*



Oyster Blend*



Raven*



Westchester Blend



Charcoal



Granite City Blend




Oyster Blend*



Raven*

*Premium color

HERITAGE SLAB | Heritage Slab is a great stone for various architectural applications including rooftops and plazas. Suitable for overlays and at-grade applications, it is a favorite for paving large surface areas.



Charcoal



Pewter




Red

Additional colors by special order only. Minimums may apply.

PEDESTALS | Stackable and adjustable form options (sold separately).




	WIDTH	LENGTH	THICKNESS	PCS / SF	SF / PALLET	PCS / PALLET	LBS/PALLET
A	8"	16"	2"	.88	80	90	1,783
B	12"	12"	2"	1	120	120	2,654
C	18"	18"	2"	.44	135	60	2,990
D	24"	24"	2"	.25	80	20	1,776
E	18" Round		2"	n/a	n/a	40	1,562



PAVER - SHIELD™ PAVERS

FIUGGI TRAVERTINE | Fiuggi Travertine gives the look and feel of traditional travertine stone with the added bonus of our patented **paver-shield™** technology. Available in multi-sized rectangular shapes, featuring a flat surface with natural Travertine markings and slightly chamfered edges. Not recommended for vehicular applications.



Adobe Blend

Chesapeake Blend*

Golden Brown Blend

Granite City Blend



Lilac Blend

Marble Blend*

Mocha Blend

Oceanic Blue*



Oyster Blend*

Pennsylvania Blue**

South Bay Blend*

Travertina*




Westchester Blend

*Premium color

**Deluxe color

	WIDTH	LENGTH	THICKNESS	PCS / SF	SF / PALLET	PCS / PALLET	LBS / PALLET
A	73/4"	155/8"	23/8"	.84	127	30	3,500
B	155/8"	155/8"	23/8"	1.7		30	
C	155/8"	231/3"	23/8"	2.56		20	



COBBLESTONE | Octagonal shape with small square, flat surface and chamfered edges.



Cobblestone | Granite City Blend

	WIDTH	LENGTH	THICKNESS	PCS / SF	SF / PALLET	PCS / PALLET	LBS / PALLET
A	61/4"	87/8"	23/8"	3.6	111	400	2,823
B	43/8"	87/8"	23/8"	4.5	111	500	2,877




Cobblestone Edger



Autumn Blend*
(not available in edger)




Charcoal



Fire Island Blend



Granite City Blend



Red

*Premium color


T O S C A N A T U M B L E D P A V E R S

Nicolock's exceptional quality with the elegant look of naturally aged stone. Superior color with textured edges give these stones an old world charm.

COUNTRY 6X6 AND 6X9

Slightly textured surface with antiqued edges.

	WIDTH	LENGTH	THICKNESS	PCS / SF	SF / PALLET	PCS / PALLET	LBS / PALLET
A	6"	6"	23/8"	4	120	480	3,087
B	6"	9"	23/8"	2.7	113	300	2,717







Country 6x6 & 6x9 | Adobe Blend

COUNTRY 4 PC COMBO

Multi-size rectangular shapes with slightly textured surface and antiqued edges.

	WIDTH	LENGTH	THICKNESS	PCS / SF	SF / PALLET	PCS / PALLET	LBS / PALLET
A	3"	6"	23/8"	n/a	117	100	2,927
B	6"	6"	23/8"			100	
C	6"	9"	23/8"			160	
D	9"	9"	23/8"			40	



Country 4 Pc Combo | Granite City Blend

COUNTRY 6X6 AND 6X9 AND COUNTRY 4 PC COMBO COLORS



Adobe Blend



Golden Brown Blend



Granite City Blend




Oyster Blend*

*Premium color

POMPEII Multi-size irregular shapes with textured surface and edges. Inspired by the streets of Ancient Rome. No spacer lugs needed.

	WIDTH	LENGTH	THICKNESS	SF / PALLET	PCS / PALLET	LBS / PALLET
A	23/4"	31/4"	23/4"	65	630	1,884
B	23/4"	4"	23/4"			
C	31/4"	4"	23/4"			
D	35/8"	4"	23/4"			
E	4"	4"	23/4"			




Pompeii | Oyster Blend



Charcoal




Granite City Blend



Oyster Blend*

OLDE TOWNE 1/2 AND OLDE TOWNE COMBO Multi-size Ashlar pattern with textured surface and antiqued edges. No spacer lugs needed.

	WIDTH	LENGTH	THICKNESS	PCS / SF	SF / PALLET	PCS / PALLET	LBS / PALLET
OLDE TOWNE 1/2							
A	43/4"	91/2"	23/4"	3.2	111	360	3,313
OLDE TOWNE COMBO							
B	91/2"	91/2"	23/4"	1.6	111	72	3,542
C	91/2"	143/8"	23/4"	1.1		72	



Olde Towne Combo & Olde Towne 1/2 | Oyster Blend



Adobe Blend



Granite City Blend



Oyster Blend*

*Premium color

CIRCLES AND INLAYS



Country Circle | Golden Brown Blend

C I R C L E S A N D I N L A Y S




With Nicolock it's easy to add an artistic focal point to accentuate a seating area or create a distinguishing pattern in your driveway. Express your style outdoors with these textures and colors to accent your project.

CIRCLES AND INLAYS

RIDGE CIRCLE | Graceful curves and a stone texture make this circle kit a favorite for patios and driveways. Large oversize pieces with 6 rings plus center stone; all with a ridge mountain surface texture.



Ridge Circle | Golden Brown Blend



SIZE	SF / PALLET	PCS / PALLET	LBS / PALLET
11' Circle (7 rings)	95	pc 1 = 9 pc 2 = 9 pc 3 = 18 pc 4 = 135 pc 5 = 72	3,143



*Premium color
**Deluxe Color

COUNTRY CIRCLE | A Toscana, antiqued textured surface makes this circle the perfect landscape accent. With this kit you can create up to a 10' 4" circle using the 10 ring pattern or mix and match colors to enhance visual interest in your design.



Country Circle | Granite City Blend



Adobe Blend



Bayberry Blend*



Charcoal



Crab Orchard Blend*



Fire Island Blend



Golden Brown Blend




Granite City Blend



Oyster Blend*

*Premium color

SIZE	SF / PALLET	PCS / PALLET	LBS / PALLET
10' 4" Circle 10 Rings	86.5	pc 0 = 10 pc 1 = 20 pc 2 = 20 pc 3 = 220 pc 4 = 320 pc 5 = 10	2,325



CIRCLES AND INLAYS

SANTE-EURO® CIRCLE | Circle designs with sweeping curves are all possible with the stunning Sante-Euro® Circle kit. A beautiful way to enhance your walkway, patio or driveway.



Sante-Euro® Circle | Granite City Blend and Charcoal



Brown




Chamois



Charcoal



Crab Orchard Blend*



Fire Island Blend



Golden Brown Blend




Granite City Blend




Oyster Blend*



Raven*



Westchester Blend



SIZE	SF / BAND	SF / PALLET	PCS / PALLET	LBS / PALLET
10' Circle	9 Layers	76	Pc 1 = 9 Pc 2 = 27 Pc 3 = 288 Pc 4 = 360	2,126

*Premium color

RUSTICO CIRCLE | You can mix in a Rustico Circle with other paver styles or use it with Rustico pavers to create incredible designs. This 10 ring with center circle kit makes a beautiful 10' 4" circle with a Rustico surface texture.



Rustico Circle | Marble Blend and Granite City Blend



Rustico Circle | Crab Orchard Blend

SIZE	SF / BAND	SF / PALLET	PCS / PALLET	LBS / PALLET
10' 4" Circle	10 Layers	86.5	pc 0 = 10 pc 1 = 20 pc 2 = 20 pc 3 = 220 pc 4 = 320 pc 5 = 10	2,842



Adobe Blend



Autumn Blend*



Bayberry Blend*



Charcoal



Crab Orchard Blend*



Fire Island Blend



Golden Brown Blend




Granite City Blend



Marble Blend*



Oyster Blend*



Raven*



Terra Cotta Blend



Westchester Blend

*Premium color

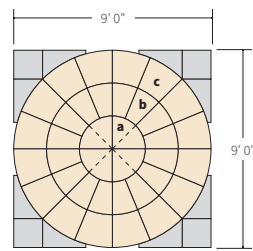
CIRCLES AND INLAYS

OLD TOWN FLAGSTONE CIRCLE | A complete circle pack on a pallet! Naturally aged and textured surface with an authentic character of reclaimed flagstone in a circular design with stone cut edges.

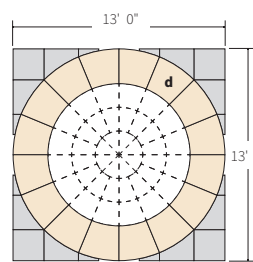


Old Town Flagstone Circle | Bluestone

SMALL CIRCLE PATIO PACK






LARGE CIRCLE PATIO PACK**




Square-Off Kits noted in Grey** sold separately. Large Circle Extension Pack sold separately.

	PIECES	THICKNESS	PCS / PALLET	LBS / PALLET
A	Center Pieces	11/2"	4	1,100
B	2nd Ring Pieces		16	
C	3rd Ring Pieces		16	
Total			36	



OLD TOWN FLAGSTONE SMALL CIRCLE EXTENSION PACK SPECIFICATIONS

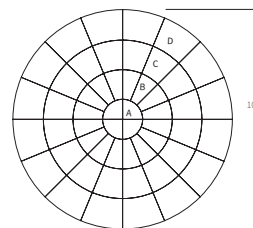
	THICKNESS	PCS / PALLET	LBS / PALLET
D	4th ring = 13' diameter	16	1,200




WETHERDALE CIRCLE | Wetherdale Circle creates a 10' 9" circle with a shallow riven surface and stone cut edges. Creating an intimate patio space has never been so easy.



Wetherdale 10'-9" Circle | Gironde



	PIECES	THICKNESS	SF / PALLET	PCS / PALLET	LBS / PALLET
A	Center Pieces	13/8"	91	4	1,550
B	Second Ring Pieces			16	
C	Third Ring Pieces			16	
D	Fourth Ring Pieces			16	
Total				52	



Bluestone



Gironde*



Mocha



York Brown

**OLD TOWN FLAGSTONE
QUARTERED SQUARE PATIO PACK**

This classic design features a series of rectangular bands of slabs running out from a single central unit and radial lines that provide the quartered effect. Although visually complex, it is easy to create a 9 foot square as the mitered corner is in fact a single unit. Authentic character of reclaimed flagstone in a circular design with stone cut edges.



Old Town Flagstone Quartered Square | Gironde



Old Town Flagstone Quartered Square | Bluestone

	WIDTH	LENGTH	THICKNESS	SF / PALLET	PCS / PALLET	LBS / PALLET
A	12"	12"	1 1/2"	1	1	1,424
B	18"	18"	1 1/2"	32	16	
C	12"	24"	1 1/2"	48	24	
TOTAL SQUARE FEET/PALLET: 81						



Bluestone Gironde* Mocha York Brown

CIRCLES AND INLAYS

OLD VIENNA WITH PAVER-SHIELD™ | Rustic antique clay brick surface. Borders come to life with this beautiful inlay.



Old Vienna with paver-shield™ | Raven




Autumn Blend*




Brown



Chamois



Fire Island Blend



Golden Brown Blend



Raven*



Umber

*Premium color

SIZE	SF/PALLET	PCS/PALLET	SF/BAND	LBS /PALLET
2 ³ / ₈ " x 7 ¹ / ₂ " x 2 ³ / ₈ "	55	425	5 layers	1,554




BELGIUM COBBLE Designed to bring a touch of Old World Europe to your hardscape design.



	SIZE	PCS / SF	SF / PALLET	PCS / PALLET	SF / BAND	LBS / PALLET
A	5 $\frac{5}{8}$ " x 8 $\frac{1}{8}$ " x 2 $\frac{3}{8}$ "	3.1	33	48	15	850
B	5 $\frac{5}{8}$ " x 9 $\frac{7}{8}$ " x 2 $\frac{3}{8}$ "			50	18	

A



Bluestone



Brown


B




EDGESTONE | Decorative solution for use around walkways, patios and gardens.




SIZE	LF / PALLET	PCS / PALLET	LBS / PALLET
10" x 4" x 7 $\frac{1}{2}$ "	100 l.f.	120	2,695



Adobe Blend



Golden Brown Blend



Granite City Blend

ENVIRONMENTAL PAVERS

Nicolock manufactures several variations of eco-friendly paving stones. These products allow storm water to percolate back into the soil rather than run-off into sewers and waterways. In addition to being environmentally friendly, these pavers may help you to maximize the property by creating a more permeable surface area to meet government requirements.

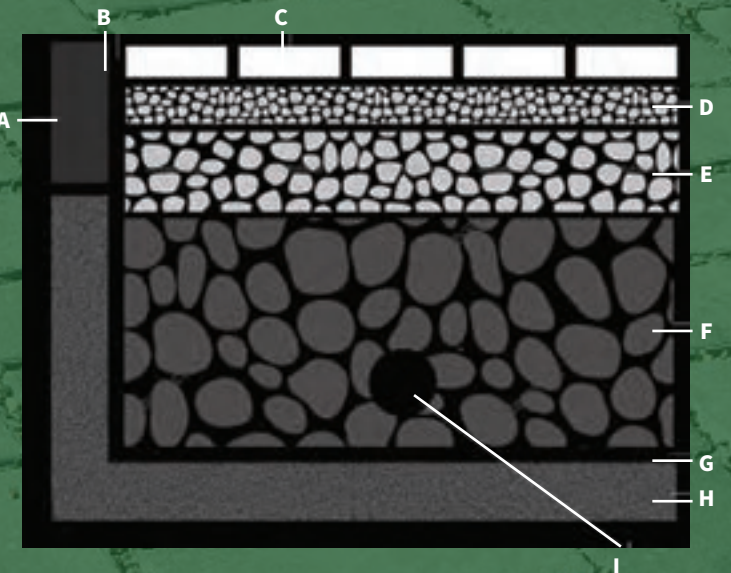


NICOLOCK ENVIRONMENTAL PAVERS

- Reduces Runoff / Prevents Flooding
- Reduces Costs By Providing A Durable Pavement Combined With Storm Water Management
- A Recognized Surface Infiltration BMP (Best Management Practice)
- Provides An Attractive Pavement For Vehicular & Pedestrian Traffic



- A. Curb
- B. Permeable No. 8 Joint Fill
- C. Nicolock Permeable Paver
- D. No. 8 Stone Bedding Layer
- E. No. 57 Stone Open-Graded Sub-base
- F. No. 2 Stone Open Graded Sub-base
- G. Geo-textile Fabric (Design Option)
- H. Uncompacted Subgrade
- I. Underdrain Design Option



ECO-RIDGE 80MM | An oversized brick shape with a slightly textured riven surface. Slightly chamfered edges with a 3% open surface area. Joint opening is compliant with the Americans with Disabilities Act. (ADA)

WIDTH	LENGTH	THICKNESS	SF / PALLET	PCS / PALLET	LBS / PALLET
43/4"	91/2"	31/8"	100	320	3,389



SF-RIMA® | Square shape and flat surface give these pavers a contemporary look. Chamfered edges give it a real stone feel. 10% open surface area and joint opening make these stones compliant with the Americans with Disabilities Act. (ADA)

WIDTH	LENGTH	THICKNESS	SF / PALLET	PCS / PALLET	LBS / PALLET
8"	8"	31/8"	91	192	3,218



Granite City Blend



Oyster Blend*



*Premium color



Golden Brown Blend



Granite City Blend




ENVIRONMENTAL PAVERS

CHECKER BLOCK® | Gives you the strength of concrete with steel reinforcement in areas where you wish to maintain a grassy look including overflow parking, service roads, tree pits and fire lanes. It is also ideal for stabilizing embankments along streams, rivers and lakes. 75% surface open area for excellent drainage.

TURFSTONE | Lattice concrete grid in rectangular pieces to allow rainwater to gradually filter back into the soil. 40% flat, open surface area.

WIDTH	LENGTH	THICKNESS	SF / PALLET	PCS / PALLET	LBS / PALLET
24"	24"	4"	80	20	2,000



WIDTH	LENGTH	THICKNESS	SF / PALLET	PCS / PALLET	LBS / PALLET
16"	24"	3 1/8"	93	35	2,062



Checker Block® | Natural



Turfstone | Natural





Natural



Natural

ECO-TRE | Textured, chamfered edges give these pavers an authentic stone feel yet provide a 10% open surface area and joint opening is compliant with the Americans with Disabilities Act. (ADA)

	WIDTH	LENGTH	THICKNESS	SF / PALLET	PCS / PALLET	PCS / PALLET
A	81/2"	51/2"	31/8"	96	160	3,284
B	81/2"	81/2"	31/8"			
C	81/2"	141/4"	31/8"			



Eco-Tre | Granite City Blend



Adobe Blend



Granite City Blend



Oyster Blend*



Westchester Blend



*Premium color

N I C O S T O N E P A V E R S



Old Town Flagstone | York Brown

N I C O S T O N E P A V E R S



Nicostone by Nicolock is a durable paving stone that looks and feels like natural stone. Nicostone products fuse elegance and modern technology with the advantage of our Cool Touch Technology™. Pavers with Cool Touch reflect solar heat, making it more comfortable to walk on with bare feet.



N I C O S T O N E P A V E R S

GRAND FLAGSTONE | Beautiful natural stone texture and 15 unique shapes that replicate large, irregular flagstone. Fast installation with easy-to-install pattern. Uniform thickness (1 3/4") with a comfortable end result. Multiple natural color blends are available.



Grand Flagstone | York Brown

WIDTH*	LENGTH*	THICKNESS	SF / PALLET	SF / LAYER	LBS / PALLET
38"	42"	1 3/4"	90	111/4	2,000

*Each layer creates a 38" x 42" area



GRAND FLAGSTONE COLORS



Bluestone



Mocha



York Brown




VERSAILLES TRAVERTINE | Beautiful multi-size rectangular shapes with a flat surface and natural travertine markings. Not recommended for vehicular applications.




Versailles Travertine | Marble Blend


	WIDTH	LENGTH	THICKNESS	SF / PALLET	PCS / PALLET	LBS / PALLET
A	8"	8"	1 1/2"	64	16	1,051
B	8"	16"	1 1/2"		18	
C	16"	16"	1 1/2"		8	
D	16"	24"	1 1/2"		8	
Coping						
E	12"	24"	1 1/2"	n/a	15	493
Outside Corner						
F	12"	12"	1 1/2"	as required		12
Inside Corner (6" notch)						
G	18"	18"	1 1/2"	as required		18



VERSAILLES TRAVERTINE COLORS



Gironde*




Marble Blend*

*Premium color


NICOSTONE PAVERS

OLD TOWN FLAGSTONE PATIO PACK | A complete patio on a pallet! Naturally aged and textured surface with stone cut edges

	WIDTH	LENGTH	THICKNESS	SF / PALLET	PCS / PER PALLET	LBS / PER PALLET
A	12"	12"	1 1/2"	6	6	1,200
B	12"	18"	1 1/2"	18	12	
C	12"	24"	1 1/2"	18	9	
D	18"	18"	1 1/2"	4.5	2	
E	18"	24"	1 1/2"	9	3	
F	24"	24"	1 1/2"	12	3	
TOTAL				67.5	35	



Old Town Flagstone Patio Pack | York Brown




Bluestone Gironde* Mocha York Brown

cool touch
cooler surface temperature
on hot days vs. natural stone
*Premium Colors

WETHERDALE PATIO PACK | A complete patio on a pallet. Riven surface texture and stone cut edges.

	WIDTH	LENGTH	THICKNESS	SF / PALLET	PCS / PALLET	LBS / PALLET
A	12"	12"	1 3/8"	6	6	1,175
B	12"	18"	1 3/8"	18	12	
C	12"	24"	1 3/8"	18	9	
D	18"	18"	1 3/8"	4.5	2	
E	18"	24"	1 3/8"	9	3	
F	24"	24"	1 3/8"	12	3	
TOTAL				68	35	



Wetherdale Patio Pack | York Brown



Bluestone Gironde* Mocha York Brown

cool touch
cooler surface temperature
on hot days vs. natural stone
*Premium Colors

THERMAL FINISH FLAGSTONE | Natural stone appearance with a thermal finish smooth and consistent texture. Sold as patio pack or as individual sizes.



Thermal Finish Flagstone | Bluestone

THERMAL FINISH FLAGSTONE OR NATURAL CLEFT FLAGSTONE PATIO PACK SPECIFICATIONS

	WIDTH	LENGTH	THICKNESS	SF / PALLET	PCS / PALLET	LBS / PALLET
A	12"	12"	1 1/2"	6	6	1,175
B	12"	18"	1 1/2"	18	12	
C	12"	24"	1 1/2"	18	9	
D	18"	18"	1 1/2"	4.5	2	
E	18"	24"	1 1/2"	9	3	
F	24"	24"	1 1/2"	12	3	
TOTAL				68	35	



NATURAL CLEFT FLAGSTONE | A uniquely attractive natural cleft texture with an Old World charm. Sold as patio pack or as individual sizes.



Natural Cleft Flagstone | Gironde

THERMAL FINISH FLAGSTONE OR NATURAL CLEFT FLAGSTONE SPECIFICATIONS

	WIDTH	LENGTH	THICKNESS	SF / PALLET	PCS / PALLET	LBS / PALLET
A	12"	12"	1 1/2"	40	40	700
B	12"	18"	1 1/2"	60	40	1,100
C	12"	24"	1 1/2"	80	40	1,400
D	18"	18"	1 1/2"	45	20	800
E	18"	24"	1 1/2"	60	20	1,000
F	24"	24"	1 1/2"	80	20	1,400
FULL PALLET OF INDIVIDUAL SIZES						



THERMAL FINISH AND NATURAL CLEFT FLAGSTONE COLORS



Bluestone

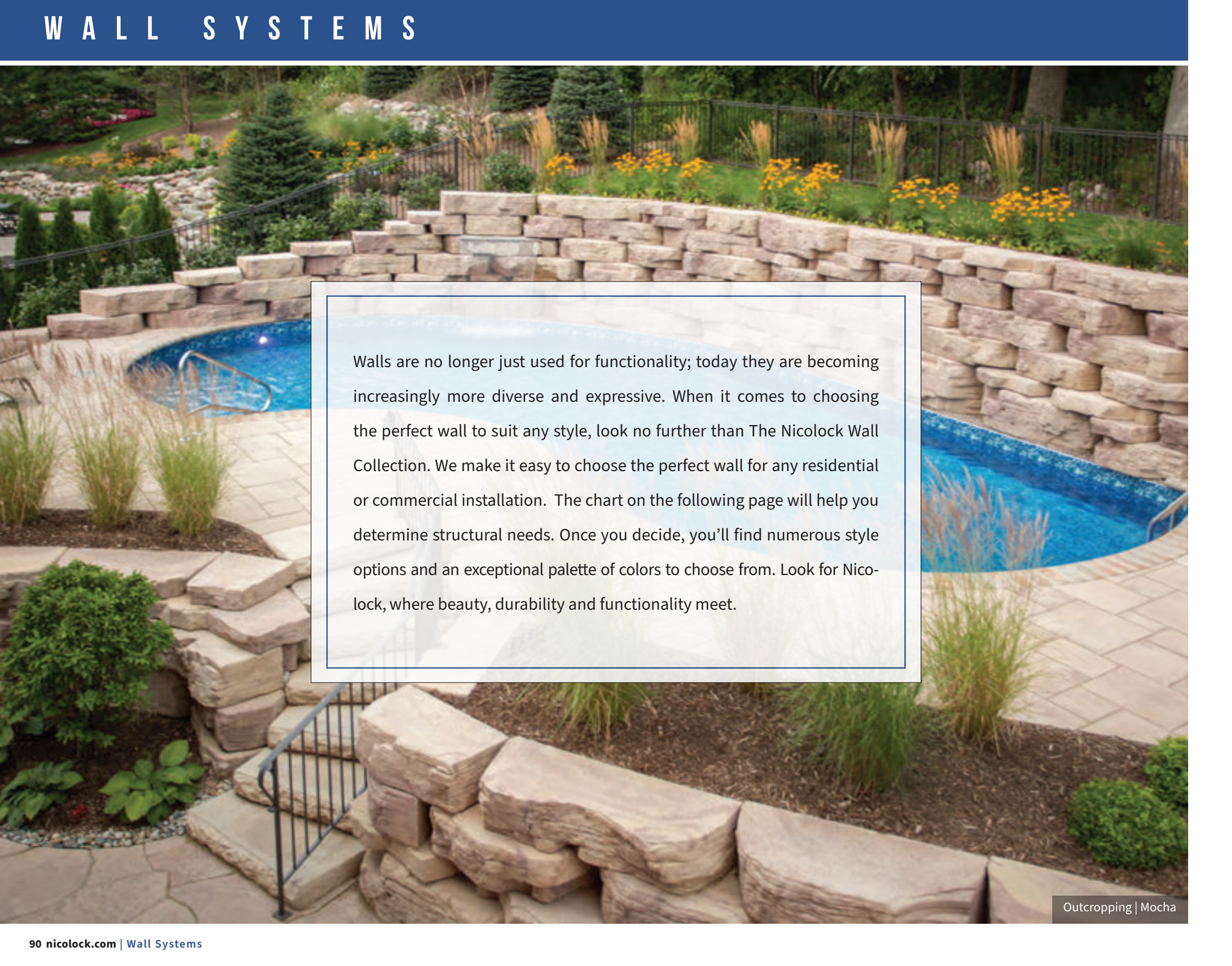
Gironde*

Lilac
(Special Order)

Mocha

York Brown

*Premium color



Walls are no longer just used for functionality; today they are becoming increasingly more diverse and expressive. When it comes to choosing the perfect wall to suit any style, look no further than The Nicolock Wall Collection. We make it easy to choose the perfect wall for any residential or commercial installation. The chart on the following page will help you determine structural needs. Once you decide, you'll find numerous style options and an exceptional palette of colors to choose from. Look for Nicolock, where beauty, durability and functionality meet.

Nicolock Walls are available in a variety of styles and include features designed for multiple applications. To help you select the best wall for your installation, please review the chart below. Additional information is included on each product page.

WALL STYLE	SYSTEM	CORNERS	WALL HEIGHTS*		ALIGNMENT	SETBACK	CORE	FEATURES	OUTDOOR LIVING KITS	
			GRAVITY [+/-]	REINFORCED [+/-]						
LANDSCAPE WALLS – Ideal for retaining, free-standing seat walls and many other outdoor living features										
Mini Colonial	4-Piece	N/A	Yes/Split	1.5'	N/A	Concrete Adhesive	Vertical	Solid	Double Sided	N/A
5" Colonial	4-Piece	Yes	Yes/Split	2.5'	6'	Tongue & Groove	Vertical or 1.5"	Solid	Double Sided	N/A
6" Colonial	4-Piece	N/A	Yes/Split	1.5'	N/A	Concrete Adhesive	Vertical	Solid	Double Sided	N/A
Verona	1-Piece	N/A	Yes	1.5'	N/A	Concrete Adhesive	Vertical	Solid	Double Sided	Yes
Stonegate®	3-Piece	Yes	Yes	2.5'	6'	Pin	Vertical or 1"	Solid	Double Sided	Yes
Claremont	2-Piece	N/A	Yes	1.5'	N/A	Concrete Adhesive	Vertical	Solid	Double Sided	N/A
Belvedere	6-Piece	Yes	Yes	2.0'	6'	Concrete Adhesive	1/2"	Solid	Double Sided	Yes
Kodah	4-Piece	Yes	Yes	2.5'	6'	Concrete Adhesive	3/4"	Solid	Double Sided	Yes
RETAINING WALLS – Walls built for earth retention suitable for residential or commercial installations										
Firma®	1-Piece	Yes	Yes	3.0'	12'	Tongue & Groove	3/4"	Solid	Single Sided	N/A
Everloc™	1-Piece	Yes	Yes	3.0'	15'	Tongue & Groove	1"	Hollow	Single Sided	N/A
Alta	1-Piece	Yes	Yes	3.0'	12'	Rear Lip	1"	Hollow	Single Sided	N/A
Alta Pro	1-Piece	Yes	Yes	3.0'	40'	Rear Lip	1"	Hollow	Single Sided	N/A
Trinity®	1-Piece	Yes	Yes	3.0'	40'	Lug/Built In	1"	Hollow	Single Sided	N/A
Compac III	1-Piece	Yes	Yes	3.0'	40'	Pin	Near Vertical or 1"	Hollow	Single Sided	N/A
Outcropping	12-Piece	Yes	Yes	6'	15'	Shear Heel Lugs	14 Degrees	Solid	Single Sided	N/A
GARDEN WALLS – Perfect for tree rings, edgings, garden borders and low retaining wall installations										
Sierra	1-Piece	N/A	N/A	1.5'	N/A	Rear Lip	1"	Solid	Single Sided	N/A
Serafina	1-Piece	N/A	N/A	1.5'	N/A	Concrete Adhesive	Vertical	Solid	Double Sided	Yes
Mountain Block	2-Piece	N/A	N/A	1.5'	N/A	Concrete Adhesive	Vertical or 1"	Solid	Single Sided	Yes
Garden Wall	1-Piece	N/A	N/A	1.5'	N/A	Rear Lip	1"	Solid	Single Sided	N/A

*Wall heights shown are intended as a guide and not for construction purposes. Consult a qualified engineer for design assistance. **Note:** Gravity walls rely on unit weight and unit set-back to retain soils. Reinforced walls rely on unit weight, unit set-back and geogrid to retain and stabilize soils.



The symbol signifies that this product is suitable for building elevated wall heights using geogrid reinforcement or other design methods. Consult a licensed engineer for design assistance.

LANDSCAPE WALLS




Belvedere Wall | York Brown

BELVEDERE WALL | A Belvedere Wall provides the rich texture of quarried stone for an organic finish without the expense. Create warm, rustic silhouettes with Belvedere.




Belvedere Wall | Mocha



	SIZE	SF / PALLET	PCS / PALLET	LBS / PALLET
A	3" x 18" x 9"	27	12	2,475
B	6" x 18" x 9"		12	
C	3" x 12" x 9"		12	
D	6" x 12" x 9"		12	
E	3" x 6" x 9"		12	
F	6" x 6" x 9"		12	

See page 114 for information on Belvedere Corners



Bluestone



Mocha



York Brown




LANDSCAPE WALLS

COLONIAL WALL SYSTEMS | The charming Colonial Wall System features a distinctive double-sided face, offered in hard-split rock face finish. It is available in three face lengths and includes corner units (packaged on a combined pallet). You can build the 3" or 6" wall individually or combine them for added dimension. There is also a prepackaged Colonial Pier to add the finishing touch to your wall.



Mini Colonial Wall | Oyster Blend



6" Colonial Wall | Travertina

MINI COLONIAL WALL

PRODUCT	SIZE	SF / PALLET	PCS / PALLET	LBS / PALLET
Large	3" x 16" x 9"	35	30	3,921
Medium	3" x 12" x 9"		50	
Small	3" x 9" x 9"		50	
Corner Unit	3" x 16" x 9"		20	




3" x 16" x 9"



3" x 12" x 9"



3" x 9" x 9"



Corner: 3" x 16" x 9"

6" COLONIAL WALL

PRODUCT	SIZE	SF / PALLET	PCS / PALLET	LBS / PALLET
Large	6" x 16" x 9"	35	15	4,068
Medium	6" x 12" x 9"		25	
Small	6" x 9" x 9"		25	
Corner Unit	6" x 16" x 9"		10	




6" x 16" x 9"



6" x 12" x 9"



6" x 9" x 9"



Corner: 6" x 16" x 9"


MINI AND 6" COLONIAL WALL COLORS




Adobe Blend



Bluestone*



Cappuccino Blend



Chesapeake Blend*



Crab Orchard Blend



Fire Island Blend



Golden Brown Blend



Granite City Blend



NEW

Graphite Pearl Blend*



Lilac Blend



Mocha Blend



Oyster Blend



South Bay Blend



Travertina*



Westchester Blend

*Premium Color

5" COLONIAL WALL | The 5" Colonial Wall is offered in hard-split rock face finish. It features a double-sided face, available in three face lengths and includes corner units (packaged on a combined pallet). The tongue and groove locking mechanism will ensure a solid connection and helps facilitate rapid installation. It is perfect for a wide range of applications from garden and free-standing walls to fire pits. There is also a prepackaged Colonial Pier to add the finishing touch to your wall.



5" Colonial Wall | Oyster Blend




5" Colonial Wall | Granite City Blend



Adobe Blend



Bluestone*



Chesapeake Blend*



Crab Orchard Blend




Fire Island Blend



Golden Brown Blend



Oyster Blend



Granite City Blend



Travertina*



Westchester Blend

PRODUCT	SIZE	SF / PALLET	PCS / PALLET	LBS / PALLET
Large	5" x 16" x 9"	35	18	3,548
Medium	5" x 12" x 9"		30	
Small	5" x 9" x 9"		30	
Corner Unit	5" x 16" x 9"		12	




5" x 16" x 9"



5" x 12" x 9"



5" x 9" x 9"



Corner: 5" x 16" x 9"



*Premium Color

LANDSCAPE WALLS

VERONA WALL | The Verona Wall's antiqued double-sided finish mirrors the look of natural stone. It's a versatile wall to construct almost any outdoor feature including free-standing walls, steps, outdoor kitchens and fireplaces. You can also build Verona Piers to complement your wall.



Verona Wall | Granite City Blend


VERONA WALL COLORS



Adobe Blend



Bluestone*



Charcoal



Chesapeake Blend*



Crab Orchard Blend



Golden Brown Blend



Granite City Blend




Graphite Pearl Blend*



Oceanic Blue*



Oyster Blend




South Bay Blend



Travertina*



Westchester Blend
*Premium Color




4" x 12" x 8"

SIZE	PCS / SF	SF / PALLET	PCS / PALLET	LBS / PALLET
4" x 12" x 8"	3	32	96	2,623

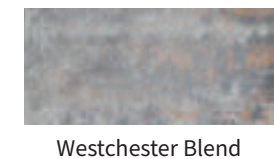

Verona Wall Contemporary is also available (smooth edge)

STONEGATE® CONTEMPORARY | The 3-piece Stonegate® Contemporary Wall System features a unique, modern contemporary finish on three sides. It's offered in three face lengths (packaged on the same pallet) and available in a cap.



- Versatile wall system. One pallet does it all, retaining, free-standing, seating walls and columns
- Specialized pin system allows vertical to 1" setback build
- Excellent for straight, curved and terraced wall designs

PRODUCT	SIZE	SF / PALLET	PCS / PALLET	LBS / PALLET
LARGE	6" x 16"/14" x 10"	30	60	2,623
MEDIUM	6" x 12"/10" x 10"			
SMALL	6" x 6"/4" x 10"			
CAP	3" x 12"/10" x 11"	66 l.f.	72	2,033



*Premium Color

Made in New York, additional freight rates may apply.




LANDSCAPE WALLS

CLAREMONT WALL | Linear, horizontal proportions evoke a contemporary yet classic stone appearance. Each unit is finished on both the front and back surfaces, allowing for both freestanding and retaining walls. Crisp, chiseled stone texture is indistinguishable from natural shaped, limestone drywall.



Claremont Wall | York Brown

	PRODUCT	SIZE	SF / PALLET	PCS / PALLET	LBS / PALLET
A	Large	4" x 24" x 8"	29	25	2,800
B	Medium	4" x 18" x 8"		25	
C	Corner Unit	4" x 22" x 8"	40	40	2,200



Bluestone



Mocha



York Brown



4" x 24" x 8"



4" x 18" x 8"



Corner Unit 4" x 22" x 8"

ROSETTA
By Nicolock

KODAH WALL | Kodah Wall is a one-of-a-kind large scale retaining wall system. Its modern, linear proportions combined with its rough, quarried stone texture make it perfect for a variety of applications. The Kodah Wall also makes it easier than ever to provide you with the big block look without the over the top installation costs.



Bluestone




Mocha



York Brown



ROSETTA
By Nicolock



PRODUCT	SIZE	SF / PALLET	PCS / PALLET	LBS / PALLET
A	6" x 42" x 10 1/2"	21	6	2,400
B	6" x 30" x 10 1/2"		3	
C	6" x 21" x 10 1/2"		6	
D	6" x 12" x 10 1/2"		3	
E Corner Unit	6" x 21" x 10 1/2"	3 1/2	24	2,400

RETAINING WALLS



Outcropping | York Brown

OUTCROPPING | With this large rock landscaping look, your new retaining wall, stairs or poolscapes will stand out among your neighbors. Get the look you want without sacrificing the structurally sound solution you need.

PALLET A

	SIZE	SF / PALLET	PCS / PALLET	LBS / PALLET
A	12" x 42" x 24"/20"	18	4	4,000
B	12" x 48" x 24"/20"			
C	12" x 60" x 24"/20"			
D	12" x 66" x 24"/20"			



12" x 42" x 24"/20"



12" x 48" x 24"/20"



12" x 60" x 24"/20"



12" x 66" x 24"/20"

PALLET B

	SIZE	SF / PALLET	PCS / PALLET	LBS / PALLET
A	6" x 24" x 24"/20"	18	6	4,000
B	6" x 36" x 24"/20"			
C	6" x 48" x 24"/20"			
D	12" x 36" x 24"/20"			
E	12" x 54" x 24"/20"			
F	12" x 72" x 24"/20"			



6" x 24" x 24"/20"



6" x 36" x 24"/20"



6" x 48" x 24"/20"



12" x 36" x 24"/20"



12" x 54" x 24"/20"



12" x 72" x 24"/20"

PALLET C

	SIZE	SF / PALLET	PCS / PALLET	LBS / PALLET
A	6" x 24" x 24"/20"	18	4	4,000
B	6" x 36" x 24"/20"			
C	18" x 60" x 24"/20"			
D	24" x 48" x 24"/20"			



6" x 24" x 24"/20"



6" x 36" x 24"/20"



18" x 60" x 24"/20"



24" x 48" x 24"/20"



Outcropping | York Brown



Outcropping | Mocha

CORNERS	SIZE	PCS / PALLET	WEIGHT
6" CORNER	6" x 39" x 27"	8	1,920
12" CORNER	12" x 48" x 30"	4	4,680




6" x 39" x 27"



12" x 48" x 30"

ROSETTA
By Nicolock



Bluestone



Mocha




York Brown



RETAINING WALLS

FIRMA WALL® | The Firma® Wall is a segmental retaining wall with a natural split-face texture. Its classic line complements any natural or architectural landscape. A solid block with tapered sides, this wall system combines rich color, form and function into your project.

SIZE	PCS / SF	SF / PALLET	PCS / PALLET	LBS / PALLET
6" x 16" x 12"	1.5	26.6	40	3,187




Adobe Blend



Crab Orchard Blend



Golden Brown Blend



Granite City Blend



Mojave



Oyster Blend

EVERLOC™ 810 EXPRESS WALL | Everloc™ is a lightweight, one-square foot retaining wall system. Dress joints and radius edges create a three-piece, random appearance from one basic shape. System consists of a wall unit, corner, utility (to maintain bond at ninety degree outside corners) and a cap. Hollow core design and unique locking mechanism allows for quick and easy installation. Everloc™ is a user friendly system with little to no saw cutting due to its cutting edge corner and utility combo design.

PRODUCT	SIZE	SF / PALLET	PCS / PALLET	LBS / PALLET
810 EXPRESS A	8" x 18" x 9"	32	32	1,793
810 EXPRESS B	8" x 18" x 9"			
833 UTILITY	8" x 53/4" x 9"	31	96	1,227
CORNER UNIT	8" x 9" x 12"	37.33	64	1,495
WEATHER DOME CAP	33/4" x 8" x 12"	64 l.f.	96	1,566




- Lighter weight = faster installation, less freight
- Multi-piece look in a single piece system
- Bidirectional locking mechanism assists in installation speed



Adobe Blend



Golden Brown Blend



Granite City Blend

ALTA WALL | Alta Wall is a versatile wall for everyday landscape applications. It's tapered design simplifies installation of inside and outside curves so you can design with freedom. The hollow core design and rear lip connection make this wall system a go to system for professionals.

SIZE	PCS / SF	SF / PALLET	PCS / PALLET	LBS / PALLET
6" x 16" x 12"	1.5	26.6	40	1,962
Corner: 6" x 8" x 12"	2	24	48	2,164



6" x 16" x 12"




6" x 8" x 12"
6" corner unit
SOLD SEPARATELY



Alta Wall | Adobe Blend

ALTA PRO WALL | A taller version of our beautiful Alta Wall, this system helps landscape and hardscape professionals create stunning outdoor living spaces with structural integrity

SIZE	PCS / SF	SF / PALLET	PCS / PALLET	LBS / PALLET
8" x 18" x 12"	1	32	32	2,404
Corner: 8" x 18" x 9"	1	32	32	2,509




8" x 18" x 12"



Corner 8" x 18" x 9"
SOLD SEPARATELY



Alta Pro Wall | Granite City Blend



Adobe Blend



Fire Island Blend



Golden Brown Blend



Granite City Blend

RETAINING WALLS


TRINITY® WALL | Trinity® Wall is a pinless, square foot block designed for small and large engineered applications. Trinity's vertically aligned core allows for efficient and complete stone fill. It's single sided face in is available in three color mixes to enhance any environment with functional design and beauty. Special order.



Adobe Blend



Golden Brown Blend



Granite City Blend



Trinity® Wall | Adobe Blend



8" x 18" x 12"

SIZE	PCS / SF	SF / PALLET	PCS / PALLET	LBS / PALLET
8" x 18" x 12"	1	32	32	2,676

KEYSTONE® COMPAC III STRAIGHT SPLIT

The Compac III's shape allows for tight radius curves and vertical core alignments. This wall can do it all with vertical or battered setback construction options. With triangular shaped receiving holes, construction adjustments are simplified. Natural stone appearance and rich colors complement any setting.



Adobe Blend



Fire Island Blend



Golden Brown Blend



Granite City Blend



- Maximum versatility and performance
- Ease of installation
- Natural stone texture appearance

**1/2" x 5/4"
Fiberglass
Alignment Pins**

SOLD SEPARATELY



8" x 18" x 12"

SIZE	PCS / SF	SF / PALLET	PCS / PALLET	LBS / PALLET
8" x 18" x 12"	1	32	32	2,417

Made in New York, additional freight rates may apply.





Mountain Block | Mocha

MOUNTAIN BLOCK | Mountain Block's single sided face provides a unique stone texture with its 4" x 12" wall face. Solid block makes this system structurally sound for walls with a maximum height of 36". Its organic design stylishly connects your home to its natural surroundings. Nicolock's Rockface Multi-Cap can be used to add the finishing touch to a great outdoor setting.



Mountain Block | York Brown



4" x 12" x 8"



Corner: 4" x 12" x 8"

SIZE	SF / PALLET	PCS / PALLET	LBS / PC	LBS / PALLET
4" x 12" x 8"	16	48	28	1,360
Corner: 4" x 12" x 8"	16	24	32	775



Bluestone



Mocha



York Brown

GARDEN WALLS

SIERRA WALL | A beautiful 4" x 12" wall that has a soft-split face texture and a rear lip connection. This single-sided wall system has tapered sides and a 1" setback per course.

SIZE	PCS / SF	SF / PALLET	PCS / PALLET	LBS / PALLET
4" x 12" x 8"	3	32	96	2,319



4" x 12" x 8"



Sierra Wall | Adobe Blend

SERAFINA WALL | The Serafina Wall's trapezoid shape and split face on two sides makes it a multifaceted solution for many hardscape applications. From straight and curved walls, single or two-sided borders for your garden, Serafina is a great option where walls less than three feet high are required. Available in colors for every home.

SIZE	PCS / SF	SF / PALLET	PCS / PALLET	LBS / PALLET
4" x 10"/6" x 9"	3.5	17	60	1,519


4" x 6" x 9"




4" x 10" x 9"



Serafina Wall | Adobe Blend



Adobe Blend




Charcoal



Crab Orchard Blend



Fire Island Blend



Granite City Blend



Mojave



Adobe Blend



Bluestone*



Crab Orchard Blend



Fire Island Blend



Golden Brown Blend



Granite City Blend



Graphite Pearl Blend*



Oyster Blend



Travertina*




Westchester Blend

*Premium Color

NEW

GARDEN WALL | A beautiful 4"x12" garden wall with straight lines and a rear lip connection. This single sided wall has tapered lines and is perfect for small applications in straight or serpentine walls.

SIZE	PCS / SF	LAYERS / PALLET	PCS / PALLET	LBS / PALLET
4" x 12" x 8"	3.5	6	108	1,800



4" x 12" x 8"



Garden Wall | Westchester Blend



Adobe Blend



Bluestone*



Fire Island Blend



Golden Brown Blend



Granite City Blend



Travertina*



Westchester Blend

*Premium Color

NEW FROM **NICOLOCK**

The strength and wide color variety of natural stone enhances any area. Natural stone veneers can be installed on the interior or exterior of your home for a timeless look. Excellent finishes and beautiful colors in this collection will help you create a look that is sure to leave a lasting impression. Available in Natural Ledge stone and English stone patterns; so you can achieve the look you've always imagined with low maintenance using long lasting natural stone veneers.



NATURAL LEDGESTONE | Panels are designed using a unique Z-joint design that becomes nearly invisible after installation. Panels interlock for a seamless fit. Ledgestone Corners are two pieces that seamlessly interlock to create a 90 degree corner.

	PCS / BOX	BOX / PALLET	WEIGHT
STRAIGHTS	6	25	1,200
CORNERS	12 PCS - 6 CORNERS- 3LF / BOX		



Natural Ledgestone | Golden Honey

ENGLISH PATTERN | Natural stone veneers that feature the bold look of natural stone. Variation in size and shape complement any project. Beautiful colors help create a look that will leave a lasting impression.

	PCS / SF	BOX / PALLET	WEIGHT
STRAIGHTS	120 SF	120	1,600
CORNERS	5 LF / BOX		



English Pattern | Pearl




Golden Honey



Pembrey



Sterling



Bavarian



Boston



Pearl

MINI COLONIAL PIER KIT | Offered in a hard-split rockface finish. Cap not included.

Builds Per Pallet:


One: 24" x 24" x 60" high pier – or – Two: 24" x 24" x 30" high piers

SIZE	SF / PALLET	PCS / PALLET	LBS / PALLET
3" x 143/4" x 9"	40	80	2,620




Mini Colonial Pier | Oyster Blend

MINI COLONIAL PIER COLORS



MINI COLONIAL AND 5" COLONIAL PIER COLORS



5" COLONIAL PIER KIT | Offered in a hard-split rockface finish. Cap not included.

Builds Per Pallet:

One: 24" x 24" x 70" high pier – or – Two: 24" x 24" x 35" high piers

SIZE	SF / PALLET	PCS / PALLET	LBS / PALLET
5" x 143/4" x 9"	46.6	56	2,849



5" Colonial Pier | Granite City Blend



VERONA PIER KIT | Offered in an antiqued finish that mirrors the look of natural stone and a smooth contemporary finish. Cap not included.


Builds Per Pallet:

Two: 20" x 20" x 48" high piers

SIZE	SF / PALLET	PCS / PALLET	LBS / PALLET
4" x 12" x 8"	32	96	2,739





Verona Pier | Granite City Blend



STONEGATE® CONTEMPORARY PIER | With a pallet you can make: One – 20” x 20” x 60” or Two - 20” x 20” x 30” or One – 30” x 30” x 30” pier.

SIZE	SIZE	SF / PALLET	PCS / PALLET	LBS / PALLET
Large	6” x 16”/14” x 10”	30	60	2,800
Medium	6” x 12”/10” x 10”			
Small	6” x 6”/4” x 10”	66 l.f.	72	2,033
Cap	3” x 12”/10” x 11”			



*Premium color



Westchester Blend

Made in New York, additional freight charges may apply.

NANTUCKET PRE BUILT PIER KIT | Easy to install, makes one pier. Pier Cap sold separately.

SIZE	QTY	LBS / PALLET
24” x 24” x 35”	1 pier	250 lbs
30” x 30” x 35”	1 pier	350 lbs



PRE-BUILT PIER COLORS



Biscotti Tan



NY Bluestone



Ledge Stone

PRE-BUILT TEXTURE

CORNERS | Nicolock offers other Pier styles using the following wall products:

6” CORNER

Offered in a hard-split rock face texture

Builds Per Pallet

One: 20” x 20” x 72” H or Two: 20” x 20” x 36” H Piers



8” CORNER

Offered in a hard-split rock face texture

Builds Per Pallet

One: 27” x 27” x 64” H Pier or
Two: 27” x 27” x 32” H Piers



8” EVERLOC™ CORNER


Features a clean classic face appearance.

Builds Per Pallet

One: 21” x 21” x 128” H Pier or
Two: 21” x 21” x 64” H Piers




PIER CAPS A clean chiseled stone edge while providing a sturdy platform for additional landscape lighting.



Bluestone



Brown



Gironde*




York Brown

Pier Cap Sizes:

- 2 1/2” x 18” x 18”
- 2 1/2” x 20” x 20”
- 2 1/2” x 25” x 25”
- 3” x 24” x 24”
- 3” x 26” x 26”
- 3” x 27” x 27”
- 3” x 28” x 28”
- 3” x 30” x 30”

*Premium color



Belvedere Pier | York Brown

BELVEDERE PIER AND CAP | Corner blocks are used to build the pier, multiple textures provide a random look for your finished project. Cap provides the finishing touch as well as additional landscape lighting possibilities.

Builds Per Pallet (corner units): One: 24" x 24" x 36" high pier

SIZE	SF / PALLET	PCS / PALLET	LBS / PALLET
3" x 15" x 9"	24	16	1,520
6" x 15" x 9"		16	



Cap: 2 1/2" x 27" x 27"



Claremont Pier | Mocha

CLAREMONT PIER AND CAP | Chiseled finished, corner blocks are used to build the pier. The matching cap provides the finishing touch as well as additional lighting possibilities.


Builds Per Pallet (corner units):

One: 30" x 30" x 40" high pier

SIZE	SF / PALLET	PCS / PALLET	LBS / PALLET
4" x 22" x 8"	33	40	2,200



Cap: 3" x 34" x 34"



Kodah Pier and Cap | Gironde (special order)

KODAH PIER AND CAP | Corner blocks are used to build the pier. The cap provides the finishing touch as well as additional landscape lighting possibilities.

Builds Per Pallet (corner units)


One: 32" x 32" x 36" high pier

SIZE	SF / PALLET	PCS / PALLET	LBS / PALLET
6" x 21" x 10 1/2"	31.5	24	2,400



Cap: 3" x 34" x 34"

BELVEDERE, CLAREMONT AND KODAH PIER COLORS



Bluestone


Mocha

York Brown



NEW LINEAR CAP | Contemporary double-sided wall cap with clean lines and a slight chamfer. Perfect for pools, steps, or walls.

SIZE	LF / PALLET	PCS / PALLET	LBS / PALLET
23/8" x 18" x 12"	63	42	1,800



Linear Cap | Charcoal



Brown



Charcoal



Chesapeake Blend*



Granite City Blend



Oyster Blend*




Travertina*



Westchester Blend



*Premium Colors



Multi Cap | Adobe Blend

MULTI CAP | Features a hard-split face design on one edge. Suitable for single-sided walls but also compatible with all Nicolock Walls.

SIZE	PCS / PALLET	LF / PALLET	LBS / PALLET
3" x 16" x 12"	64	85	2,744




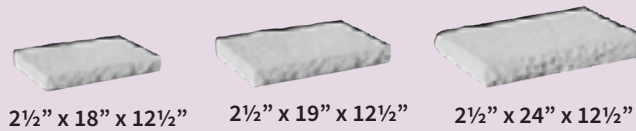
3" x 16" x 12"



Dimensional Coping | York Brown

DIMENSIONAL COPING | Features chiseled stone texture on two sides and compatible with all Nicolock Walls.


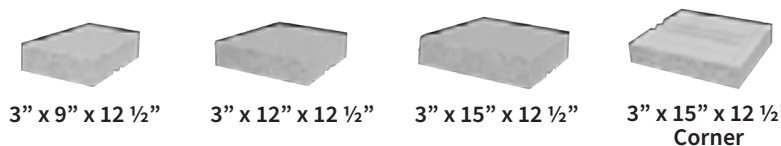
SIZE	PCS / PALLET	LF / PALLET	LBS / PALLET
2½" x 18" x 12½"	18	63	500
2½" x 19" x 12½"	12		
2½" x 24" x 12½"	4		



Colonial Cap | Travertina

COLONIAL CAP | Is offered in a hard-split rock face finish on two sides. Corners can be split into trapezoid shapes suitable for Colonial Wall Systems but also compatible with any Nicolock Wall.

SIZE	PCS / PALLET	LF / PALLET	LBS / PALLET
3" x 9" x 12 ½"	40	108	3,766
3" x 12" x 12 ½"	40		
3" x 15" x 12 ½"	20		
3" x 15" x 12 1/2" Corner	20		



*Premium Colors

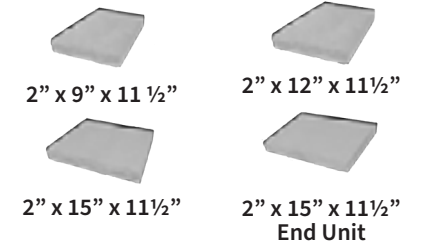


Rockface Multi Cap | Mocha

ROCKFACE MULTI CAP | Features cast stone texture on two sides. Trapezoid shapes and available in two widths. Compatible with all Nicolock walls.

SIZE	PCS / PALLET	LF / PALLET	LBS / PALLET
2" x 9" x 11 1/2"	14	11	1,200
2" x 12" x 11 1/2"	14	14	
2" x 15" x 11 1/2"	14	18	
2" x 15" x 11 1/2" End Unit	4	5	

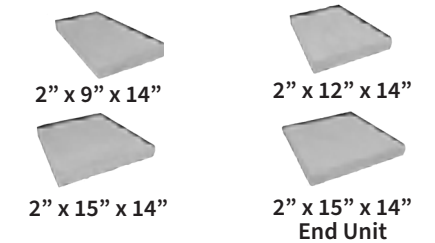
Combined pallet 48 lf.




ROCKFACE MULTI CAP GRANDE

SIZE	PCS / PALLET	LF / PALLET	LBS PALLET
2" x 9" x 14"	14	11	1,400
2" x 12" x 14"	14	14	
2" x 15" x 14"	14	18	
2" x 15" x 14" End Unit	4	5	

Combined pallet 48 lf.



*Premium color




Belvedere Coping | York Brown

BELVEDERE COPING | Creates the rustic appearance of natural stone and complements our Belvedere Wall.


SIZE	PCS / PALLET	LF / PALLET	LBS / PALLET
2 1/4" x 6" x 10 1/4"	24	66	1,550
2 1/4" x 12" x 10 1/4"	12		
2 1/4" x 18" x 10 1/4"	6		
2 1/4" x 18" x 10 1/4" End Unit Left	6		
2 1/4" x 18" x 10 1/4" End Unit Right	10		

Combined pallet 66 lf.



2 1/4" x 6" x 10 1/4" | 2 1/4" x 12" x 10 1/4" | 2 1/4" x 18" x 10 1/4"

Two End Units (Left & Right): 2 1/4" x 18" x 10 1/4"
The end units are useful for constructing corners/ends, finished on front, back, top, and one side.



OLD TOWN COPING | Rectangular shapes and dimpled surface give this coping a unique look. Texture edges add a special charm. No spacer lugs needed.

SIZE	PCS / PALLET	LF / PALLET	LBS / PCS	LBS / PALLET
1½" h x 18" l x 12" d Straight Unit	20	30	30	600
1½" h x 18" l x 12" d Curved (60 degree radius)	20	30	30	600
1½" h x 12" l x 12" d Outside Corner	as required	n/a	12	n/a
1½" h x 18" l x 18" d Inside Corner			18	




1½" h x 18" l x 12" d



1½" h x 12" l x 12" d
Outside Corner



1½" h x 18" l x 18" d
Inside Corner



Autumn Cotswold




Bluestone



Gironde*



Mocha




York Brown
*Premium color




Old Town Coping | Gironde

VERSAILLES COPING | Flat surface with natural travertine markings. Fullnose on one side. Inside and outside corners available.



Versailles Coping | Gironde

SIZE	SF / PALLET	PCS / PALLET	LBS / PCS	LBS / PALLET
1½" x 24" x 12"	30	15	-	493
1½" x 12" x 12" Outside Corner	as required	as required	12	as required
1½" x 18" x 18" with 6" notch Inside Corner			18	



1½" x 24" x 12"




1½" x 12" x 12"
Outside Corner



1½" x 18" x 18"
with 6" notch
Inside Corner



Gironde*





























Marble Blend*


*Premium color

6X12 FULLNOSE | Surround your pool or create sturdy steps. 6x12 Fullnose Pavers come in a wide variety of colors. Rectangular in shape and a smooth surface give this coping a unique look. Rounded edges add a special charm. No spacer lugs needed.



										
Adobe Blend	Autumn Blend*	Bayberry Blend*	Brown	Cappuccino Blend*	Caramel Tan*	Chamois	Charcoal	Chesapeake Blend*	Crab Orchard Blend*	Fire Island Blend
		NEW 								
Golden Brown Blend	Granite City Blend	Graphite Pearl Blend*	Lilac Blend	Mocha Blend	Mojave*	Oceanic Blue*	Oyster Blend*	Pennsylvania Blue**	Raven**	Red
										
South Bay Blend*	Terra Cotta Blend	Travertina*	Westchester Blend							

SIZE	PCS / LF	LF/ PALLET	PCS / PALLET	LBS / PALLET
6" x 12" x 2 3/8"	2	104	208	2,566



*Premium color
**Deluxe color


4X12 AND 8X12 FULLNOSE | Get the size you want with the perfect rectangular shape and smooth texture with rounded edges. No spacer lugs needed.



4 x 12 Fullnose | Fire Island Blend

4 X 12 FULLNOSE


SIZE	PCS / LF	LF / PALLET	PCS / PALLET	LBS / PALLET
4" x 12" x 2 3/8"	3	104	312	2,745




Adobe Blend Charcoal Fire Island Blend Golden Brown Blend Granite City Blend

8 X 12 FULLNOSE

SIZE	PCS / LF	LF / PALLET	PCS / PALLET	LBS / PALLET
8" x 12" x 2 3/8"	1.5	104	156	2,493



Adobe Blend Charcoal Crab Orchard Blend Fire Island Blend Golden Brown Blend Granite City Blend Mojave*



8 x 12 Fullnose | Golden Brown Blend

ROCKFACE TREADS | These treads have a chiseled stone edge treatment on three sides that make it the perfect finishing touch to a garden wall. Thermal finish top surface give them a smooth texture.



Rockface Treads | Bluestone

SIZE	PCS / PALLET	LBS / PC	LBS / PALLET
2" x 51" x 14"	13	118	1,810
2" x 64" x 14"	13	147	2,245
2" x 74" x 14"	13	165	2,515



2" x 51" x 14"



2" x 64" x 14"



2" x 74" x 14"



Bluestone



Brown



Gironde*

*Premium color

IRREGULAR STEPS | Our Irregular Steps will give a beautiful appearance that is indistinguishable from natural stone. They have a uniform rise that is both safe and comfortable. Irregular sizes lend a rustic sophistication to your landscape.



Irregular Steps | York Brown

SIZE	UNITS / BUNDLE	LBS / PC	LBS / PALLET
7" x 54" x 34"	6	458	2,962
7" x 60" x 24"		600	
7" x 42" x 17"		349	
7" x 48" x 28"		567	
7" x 42" x 26"		476	
7" x 48" x 24"		512	



7" x 54" x 34"



7" x 60" x 24"



7" x 42" x 17"




7" x 48" x 28"



7" x 42" x 26"



7" x 48" x 24"



Bluestone



Mocha



York Brown

THERMAL AND FULLNOSE TREADS | These beautiful steps have a flamed stone edge treatment on three sides with a thermal finish top surface. Six sizes make it easy to fit your design.



SIZE	PCS / PALLET	LBS / PC	LBS / PALLET
2" x 48" x 12" Thermal only	15	96	1,490
2" x 60" x 12" Thermal only	15	120	1,850
2" x 72" x 12" Thermal only	15	143	2,200
2" x 48" x 14" Thermal and Fullnose	15	118	1,815
2" x 60" x 14" Thermal and Fullnose	15	147	2,250
2" x 72" x 14" Thermal and Fullnose	15	165	2,515



2" x 48" x 12" Thermal only
 2" x 60" x 12" Thermal only
 2" x 72" x 12" Thermal only
 2" x 48" x 14" Thermal and Fullnose
 2" x 60" x 14" Thermal and Fullnose
 2" x 72" x 14" Thermal and Fullnose



Bluestone



Brown



Gironde*

*Premium color

ROCKFACE STEPS | Makes a 6" change in elevation with a single unit. Thermal finish top surface chiseled stone edge treatment on three sides.



SIZE	PCS / PALLET	LBS / PC	LBS / PALLET
6" x 51" x 16"	13	365	4,745
6" x 64" x 16"	13	455	5,915
6" x 74" x 16"	13	545	7,085



6" x 51" x 16"
 6" x 64" x 16"
 6" x 74" x 16"

Individual sizes sold separately



Bluestone



Brown



Gironde*


*Premium color

ROMA STEP | Smooth top with a textured finish, the Roma Step provides transition and functionality to your hardscape design.



Roma Step | Granite City Blend

SIZE	PCS / PALLET	LF / LAYER	LBS / PALLET
6" x 48" x 18"	6	8	2,250



6" x 48" x 18"



Brown

Charcoal

Granite City Blend



Oyster Blend*

Westchester Blend

Travertina*


*Premium color

STEPPING STONES | Effective in protecting lawns from traffic. Create winding paths across gravel, mulch or grass.



Stepping Stones | Gironde

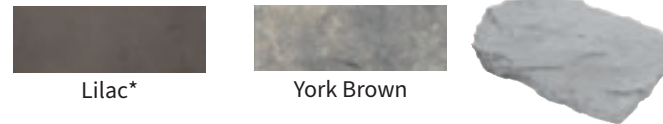
SIZE	PCS / PALLET	LBS / PC	LBS / PALLET
1½" x 22" x 16½"	20	37	777



Autumn Cotswold

Bluestone

Gironde*




Lilac*

York Brown

1½" x 22" x 16½"

*Premium color

LOG SLEEPERS | Create an authentic, rustic feel with a cut-log look. A maintenance-free alternative to traditional railroad ties.




Log Sleepers | Rustic Brown

SIZE	PCS / PALLET	LBS / PC	LBS / PALLET
1½" x 24" x 10"	20	23	483



Rustic Brown



1½" x 24" x 10"

*Extend your living space and
bring your backyard to life*



Serafina Fire Pit | Granite City Blend

	OUTSIDE DIAMETER	HEIGHT	LBS / PALLET
WITHOUT COPING	48"	16"	1,350
WITH COPING	51 1/2"	18"	1,714



SERAFINA FIRE PIT | There is something magical about sitting around a fire pit. The Serafina Fire Pit provides a charming focal point for entertaining with family and friends.

CHOOSE YOUR WOOD OR GAS PACKAGE:

WOOD | The Standard Wood option is for fire lovers who appreciate the full aesthetics of burning wood. Choose your coping option for added height and contrasting finish; add the optional grates to complete your outdoor sanctuary.

SMOKE-LESS WOOD | A unique double-wall, design results in smoke reduction. When a fire is burning, the walls heat up, hot air rises and exits the wall cavity through the line of holes around the rim. This pressurized, heated oxygen mixes with the smoke and causes it to reburn, reducing smoke.

GAS | Whether you prefer propane or natural gas, each ignition type includes everything you need to experience season-round enjoyment day or night. Includes the vent kit for all ignition systems and the control panel for MT and TMSI.



WOOD PACKAGES INCLUDE	Full Pallet Wall Stone	Metal Insert	Rockface Coping	Grates
Wood 1 Standard				
Wood 2 Standard				
Wood 3 Standard				
Wood 4 Standard				

SMOKE-LESS WOOD PACKAGES INCLUDE	Full Pallet Wall Stone	Zentro Metal Insert	Zentro Stainless Steel Insert	Rockface Coping
Smoke-Less 1				
Smoke-Less 2				
Smoke-Less 3				
Smoke-Less 4				

GAS PACKAGES INCLUDE	Full Pallet Wall Stone	Lava Rocks	Match Throw Burner Kit	TMSI Burner Spark Ignition Kit	TFS Burner w/ remote
*Deluxe Match Throw ¹					
*Deluxe Spark TMSI ¹					
Deluxe Remote TFS**					

Vent kit included with all ignition systems.

* Control panel included


¹ Includes NG to LP Piece

** Must be ordered with natural gas or liquid propane



*Premium Colors

COPING



BELVEDERE FIRE PIT | What better way to enjoy your outdoor living area than to gather together around this beautiful Belvedere Fire Pit with your loved ones.

The natural textures and colors of the Belvedere seamlessly fit together with every Nicolock stone.

SMOKE-LESS WOOD SMOKE-LESS fire pits work through a double-wall, smoke reduction design. When a fire is burning, the walls heat up and hot air rises and exits the wall cavity through the line of holes around the rim. This pressurized, heated oxygen mixes with the smoke and causes it to re-burn, reducing smoke.



Belvedere Smoke-Less 2 | York Brown

GAS Nicolock's gas options make it easy to add a gas burning fire pit to your outdoor living space. Whether you prefer propane or natural gas, each ignition type includes everything you need to experience season-round enjoyment day or night. Vent kit included in all ignition systems.



Belvedere Deluxe Match Throw | Mocha

OUTSIDE DIAMETER	HEIGHT	LBS / PALLET
55"	14 1/4"	2,540



CHOOSE YOUR WOOD OR GAS PACKAGE:

	Half Pallet Wall Stone	Metal Insert	Zentro Metal Insert	Zentro Stainless Steel Insert	Belvedere Coping
WOOD					
Wood Standard					
SMOKE-LESS					
Smoke-Less 1					
Smoke-Less 2					

	Half Pallet Wall Stone	Belvedere Coping	Lava Rocks	Match Throw Burner Kit	TMSI Burner Spark Ignition Kit	TFS Burner w/ remote
GAS						
*Deluxe Match Throw ¹						
*Deluxe Spark TMSI ¹						
Deluxe Remote TFS ^{**}						

Vent kit included with all ignition systems.

* Control panel included

¹ Includes NG to LP Piece

^{**} Must be ordered with natural gas or liquid propane



Bluestone



Mocha



York Brown

VERONA FIRE PIT | Complement your patio with the sleek look of the Verona Fire Pit. Add warmth to your backyard in any season! An easy fire pit to install, the Verona will fit in with any backyard or patio design.

WIDTH	LENGTH	HEIGHT	INSERT	WEIGHT
43 1/2"	43 1/2"	16"	28" Square	1,312



WITH OPTIONAL COPING

WIDTH	LENGTH	HEIGHT	INSERT	WEIGHT
48"	48"	18"	28" Square	1,600



Verona Wood Standard 2 | Granite City Blend | Bluestone Coping



*Premium Colors

COPING



CHOOSE YOUR WOOD OR GAS PACKAGE:

WOOD	Half Pallet Wall Stone	Metal Insert	Zentro Metal Insert	Zentro Stainless Steel Insert	Coping	Grate
Wood Standard 1						
Wood Standard 2						
Wood Standard 3						
Wood Standard 4						
SMOKE-LESS						
Smoke-Less 1						
Smoke-Less 2						
Smoke-Less 3						
Smoke-Less 4						
GAS	Half Pallet Wall Stone	Coping	Lava Rocks	Match Throw Burner Kit	TMSI Burner Spark Ignition kit	TFS Burner w/ remote
*Deluxe Match Throw ¹						
*Deluxe Spark TMSI ¹						
Deluxe Remote TFS ^{**}						

Vent kit included with all ignition systems. * Control panel included

¹Includes NG to LP Piece

^{**} Must be ordered with natural gas or liquid propane

OVATION FIRE PIT | Every season is the season for the Ovation. Easily installed, the Ovation can create warmth and ambiance at your home tonight! Choosing your package is easy. Start by selecting your burn type (Wood, Smoke-Less or Gas), then select from our various options.

Vertical Panel Technology is the smart alternative to block and stone masonry. Reinforced concrete panels and easy installation process makes constructing outdoor living spaces quick and affordable. This technology enables you to choose the texture, profile and color palette to fit the natural landscape of any backyard or outdoor setting. Reduce material waste and environmental impact, while delivering the highest quality vertical masonry structures.



Ovation Wood 1 Standard | Ledge Stone Texture | NY Bluestone



Ovation Smoke-Less 2 | Stacked Stone Texture | Biscotti Tan



Ovation Deluxe TMSI | Stacked Stone Texture | NY Bluestone

BASE	TOP	HEIGHT	WEIGHT
40" Diameter	44" Diameter	Without top 18"	345
		With top 19 1/2"	

	2 Panels and Connectors	Stone-Face Top	Metal Insert	Grates	Zentro Metal Insert	Zentro Stainless Steel Insert
WOOD						
Wood 1 Standard						
Wood 2 Standard						
SMOKE-LESS						
Smoke-Less 1						
Smoke-Less 2						
GAS						
*Deluxe Match Throw ¹						
*Deluxe Spark TMSI ¹						
Deluxe Remote TFS**						

Vent kit included with all ignition systems.

* Control panel included

¹ Includes NG to LP Piece

** Must be ordered with natural gas or liquid propane

CHOOSE YOUR TEXTURE



Barn Wood*




Stacked Stone



Ledge Stone


CHOOSE YOUR COLOR



Biscotti Tan




NY Bluestone



Weathered Wood

CHOOSE YOUR TOP



Brown



Bluestone

* Barn Wood texture available in Rustic Brown (as shown) and Weathered Wood colors. Stone textures available in Biscotti Tan and NY Bluestone colors.

ENCORE FIRE PIT | Celebrate every season year after year with the Encore Fire Pit! Anywhere you install it, the Encore will quickly become the favorite place for your family and friends to gather. Choosing your package is easy. Start by selecting your burn type (Wood, Smoke-less or Gas), then select from our various options.



Encore Deluxe TFS | Ledge Stone | NY Bluestone | Bluestone Top



Encore Deluxe TMSI | Stacked Stone | Biscotti Tan | Brown Top



Encore Deluxe Match Throw | Barn Wood | Biscotti Tan | Bluestone Top



BASE	TOP	HEIGHT	WEIGHT
40" x 40"	44" x 44"	Without top 18"	400
		With top 19 1/2"	

	4 Panels and Connectors	Stone-Face Top	Metal Insert	Grates	Zentro Metal Insert	Zentro Stainless Steel Insert
WOOD						
Wood 1 Standard						
Wood 2 Standard						
SMOKE-LESS						
Smoke-Less 1						
Smoke-Less 2						
GAS						
*Deluxe Match Throw ¹						
*Deluxe Spark TMSI ¹						
Deluxe Remote TFS**						

Vent kit included with all ignition systems.

* Control panel included


¹ Includes NG to LP Piece

** Must be ordered with natural gas or liquid propane

CHOOSE YOUR TEXTURE



Barn Wood*



Stacked Stone



Ledge Stone

CHOOSE YOUR COLOR


CHOOSE YOUR TOP




Brown



Biscotti Tan



NY Bluestone



Weathered Wood

* Barn Wood texture available in Rustic Brown (as shown) and Weathered Wood colors. Stone textures available in Biscotti Tan and NY Bluestone colors.



SG Linear Fire Pit | Bluestone

SG LINEAR FIRE PIT

LENGTH	WIDTH	HEIGHT	TOP HEIGHT	WEIGHT
521/4"	30"	18"	11/4"	3,200

KIT INCLUDES:

- 30 SF Stonegate® Wall
- 34" x 56" Granite Cap
- 1 Paver Vent 6LNTS
- 1 LOF-BO-LP40 (Conversion Kit)
- 1 Paver CP-TMSI
- 1 LOF-30LHTMSI-N (10" x 30" linear burner)
- Lava Rocks



SG Grande Fire Pit | Oceanic Blue

SG GRANDE FIRE PIT

LENGTH	WIDTH	HEIGHT	TOP HEIGHT	WEIGHT
621/4"	421/2"	24"	11/4"	3,500

KIT INCLUDES:

- 30 SF Stonegate® Wall
- 44" x 66" Granite Cap
- 1 NPS 14" x 20" Access Door w/ Vents
- 1 Paver Vent 6LNTS
- 1 LOF-BO-LP40 (Conversion Kit)
- 1 Paver CP-TMSI
- 1 LOF-36LHTMSI-N (12" x 36" linear burner)
- Lava Rocks



Triumph Fire Pit | Bluestone

TRIUMPH FIRE PIT **VERTICAL PANEL TECHNOLOGY**

LENGTH	WIDTH	HEIGHT	TOP HEIGHT	WEIGHT
44"	33"	24"	11/4"	550

KIT INCLUDES:

- 4 GFRC Wall Panels
- 35" x 46" Granite Cap
- 1 NPS 14" x 20" Access Door w/ Vents
- 1 Paver Vent 4LNTS
- 1 LOF-BO-LP40 (Conversion Kit)
- 1 Paver CP-TMSI
- 1 LOF-30LHTMSI-N (10" x 30" linear burner)
- Lava Rocks

SG FIRE PIT COLORS



Adobe Blend

Bluestone*


Charcoal



Chesapeake Blend*

Crab Orchard Blend

Golden Brown Blend



Granite City Blend

Graphite Pearl Blend*

Oceanic Blue*



Oyster Blend

South Bay Blend

Travertina*



Westchester Blend

*Premium Color

CREATING WARMTH JUST GOT EASIER

Make your outdoor space a little cozier with Nicolock and Firegear. Now there are even more gas options to extend the outdoor season. We proudly offer a great selection of elegant Firegear solutions to suit every space. Choose one of Nicolock's prepackaged creations or build a unique design from almost any wall stone to enjoy the great outdoors with friends and loved ones.

VISIT ANY NICOLOCK
AUTHORIZED FIREGEAR
DEALER FOR THE FULL
FIREGEAR PRODUCT LINE



LOG SETS



BURNERS



GRATES



FIRE GLASS



GET FIRED UP WITH FIREGEAR AND NICOLOCK

To see the complete line of Firegear Products ask for the FireGear Catalog.



breeo SMOKE-LESS



Breeo Smoke-Less Fire Systems work through a double-wall, secondary combustion design. When the fire is burning, the walls heat up and the hot air rises through the gap between the two walls. The air then exits the wall cavity through the line of holes around the rim. Pressurized, heated oxygen mixes with the smoke and causes it to reburn.

BREEO ZENTRO SMOKE-LESS INSERTS

SQUARE ZENTRO INSERT WITH LID | STEEL



SQUARE ZENTRO INSERT | STAINLESS



ROUND ZENTRO INSERT | STEEL



ROUND ZENTRO INSERT WITH LID | STAINLESS



PHOENIX FREE STANDING FIRE PIT



LUXEVE FREE STANDING FIRE PIT



ABLAZE FREE STANDING FIRE PIT



DOUBLE FLAME FREE STANDING FIRE PIT



From smoke-less fire pits and inserts to campfire accessories, Breeo is reviving the connection we make around a fire.

For a complete line of Breeo products ask for the Breeo catalog.

LIDS | ROUND AND SQUARE

MODEL	DIMENSIONS	DESIGNED TO FIT
Round LID-19R2*	22 3/8" Diameter x 5/8" H - lid height 2" with handle	Ovation Gas
Round LID-29R2*	32 1/2" Diameter x 5/8" H - lid height 2" with handle	Ovation Gas, Serafina Wood or Gas
Round LID-33R2*	36 1/2" Diameter x 5/8" H - lid height 2" with handle	Belvedere Wood or Gas
Square LID-20S	22 1/4" W x 5/8" H - lid height 2" with handle	Encore Gas
Square LID 26S	36 1/2" Diameter x 5/8" H - lid height 2" with handle	Verona & Encore Wood or Gas

*Does not work with grates



SPARK SCREENS

MODEL	DIMENSIONS	DESIGNED TO FIT
Square 770 Black	30" Screen (30" x 12")	Verona, Encore
Round 775 Black	30" Screen (30" x 15")	Serafina, Ovation
Round 775 Stainless Steel	30" Screen (30" x 15")	Serafina, Ovation
Round 781 Black	9" Screen (39" x 18")	Belvedere



MEDIA | LAVA ROCKS, STONES AND BOULDERS

LAVA ROCK

Mined from the earth, these dark rocks contrast beautifully against a bright flame. Each rock is approximately 1" to 2" in diameter. **10lb bag / 50lb bag**

LAVA STONE

Made from tumbled lava rock, these stones lend a casual elegance. Each stone is approximately 1" to 2" in diameter. **50lb bag**

LAVA BOULDERS

These rugged rocks are 6" to 12" in diameter, for a coastal, straight-off-the-beach style. **30lb box**

LOG SETS

SPIT FIRE

(17) piece refractory log set is a great alternative to enjoy your fire feature without the mess of real wood and ashes. Compatible with pits larger than 19"

*Lava Rocks Not Included

BEACH FIRE

(8) Piece version of the Spit Fire. Designed for smaller fire pit burners or as an accent piece on larger burners. Compatible with pits smaller than 20"

*Lava Rocks Not Included

E-STOPS | GAS TIMERS

E-STOP - 1 HOUR

Mechanical timer with manual emergency shut-off. **1 hour** countdown timer.

E-STOP-2.5 HOUR

Mechanical timer with manual emergency shut-off. **2.5 hour** countdown timer.

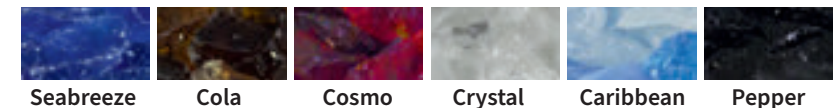
GLASS

REFLECTIVE	Mirror finish broken reflective. Approx. 1/2" to 3/4" in size	5lb bag
BROKEN	Large broken. Approx. 1/2" to 3/4" in size	5lb bag
BEAD	Glass beads. Approx. 16-18mm in size (WSL)	5lb bag

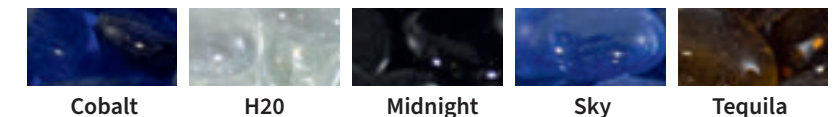
REFLECTIVE GLASS COLORS



BROKEN GLASS COLORS



GLASS BEAD COLORS



OUTDOOR LIVING


VERONA FIREPLACE | Gather 'round the fire day or night! Complement your patio with the sleek look of the Verona Fireplace. Add warmth to your backyard in any season! Contains everything you need to construct this stunning fireplace.



LENGTH	DEPTH	HEIGHT	WEIGHT
91"	56"	97"	16,828

INCLUDES:

- 6 Pallets of Verona Wall
- Cast Concrete Fireplace opening surround
- Wood burning fireplace inset with single piece, brushed stainless face Stainless mesh screens with hidden pockets
- Round top cap with mesh screen
- Realistic textured brick liner in natural white, EZ access damper & gas log ready feature
- 4 concrete lintels
- Double wall flue pipe
- Pre-cast concrete medallion



Verona Fire Place | Adobe Blend

VERONA FIREPLACE COLORS

*Premium Color



Adobe Blend



Bluestone*



Charcoal



Crab Orchard Blend



Chesapeake Blend*



Golden Brown Blend



Granite City Blend



Graphite Pearl Blend*

MINI VERONA FIREPLACE | A smaller version of the Verona but just as beautiful! Enjoy the warmth all year round. Extend your outdoor living season with a toasty fire anytime!



LENGTH	DEPTH	HEIGHT	WEIGHT
48"	40"	82 1/2"	5,860

INCLUDES:

- 2 pallets of Verona wall
- 4' rockface step tread
- 4" rockface accent piece
- Top piece with 8" cut out for smoke
- Lentil with keystone
- Steel insert not included, firebrick recommended
- Does not come with flue pipe

OPTIONAL WOOD BOX AVAILABLE



VERONA JR FIREPLACE | A compact version of the Verona with all of the fire power! Enjoy all year long!




LENGTH	DEPTH	HEIGHT	WEIGHT
47"	40"	70"	6,003

INCLUDES:

- Verona wall
- Wet Cast 52" x 44"
- Wet Cast 36" x 36"
- Wet Cast 32" x 32"
- Zentro Insert and Vent
- 6" x 48" x 16 1/2" Rockface Step

ACCENT COLORS



KALEA BAY FIREPLACE | Perfect for entertaining or when you desire a place to retreat, relax and reconnect. Available in single sided and see through configurations.

	HEIGHT	LENGTH	WIDTH	WEIGHT
WITHOUT TOP	42"	87"	19 1/2"	
WITH TOP W/ INSERT	43 1/2"	91 1/2"	24 1/2"	750



SINGLE SIDED KALEA BAY INCLUDES:

- 1- 42" high x 84" wide high with cut out
- 1- 42" high x 84" wide panel (no cut out)
- 2- 42" high x 20" wide side panel
- 4- 42" high structural corner units, smooth
- 1- Cast Stone top (24 1/2" x 91 1/2")
- 1- 48" Kalea Bay Fireplace insert with black crushed glass

DOUBLED SIDED KALEA BAY INCLUDES:

- 2- 42" high x 84" wide with cut-out
- 2- 42" high x 17" wide side panel
- 4- 42" high structural corner units, smooth
- 1- counter top (24 1/2" x 91 1/2")
- 1-48" Kalea Bay Fireplace insert with black crushed glass



O U T D O O R D I N I N G

Whether your outdoor space is a city balcony or a sprawling ranch, dining outdoors is a much-anticipated ritual and pastime. With our outdoor dining options, transforming your backyard or patio into a grilling paradise involves very little effort and great Nicolock products.



Verona Grill Island (custom) | Adobe Blend

CHOOSE FROM PREDESIGNED PACKAGES OR CUSTOMIZE YOUR DREAM OUTDOOR CULINARY SPACE!



OUTDOOR DINING

VERONA KITCHEN | Nothing beats firing up that steak year-round with your Verona Kitchen! These hard-wearing units include a stainless steel grill, stainless steel refrigerator, single door for propane tank access, six piece granite or cast stone countertops and lintel. Customize for maximum enjoyment with the many accessories offered!




Verona Kitchen | Oyster Blend

LONG SIDE	108" x 137" x 41"
GRILL SIDE	82" x 36" x 38"
TOTAL WEIGHT	12,000 lbs

KIT INCLUDES:

- Verona Wall
- 6 Piece Cast Stone Tops or 6 Piece Granite Tops
- 14" x 20" Single Access Door • cutout dimensions: 14¹/₄" (W) x 19¹/₄" (H) x n/a (D)
- 30" Double Access Door • cutout dimensions: 30¹/₄" (W) x 19¹/₄" (H) x n/a (D)
- 32" Stainless Steel TRL Grill or 38" Stainless Steel TRL Grill (with Granite Top option)
- 21" Standard Refrigerator • cutout dimensions: 20 1/2"(W) x 33"(H) x 24"(D)
- 15" Sink • cutout dimensions: 14³/₈"(W) x n/a (H) x 14³/₈" (D)
- Refrigerator Trim Kit • cutout dimensions: 20³/₄" (W) x 33¹/₈" (H)
- Concrete Lintels

VERONA COLORS



*Premium Colors

VERONA WOOD FIRED OVEN | Dazzle everyone with an outdoor pizza oven! Cook up delicious pizza and a whole lot more! Leave the kitchen and cook outdoors! Contains everything you need to construct this fabulous oven.



Verona Wood Fired Oven | Adobe Blend

INSIDE OVEN	291/2" x 321/2"
OUTSIDE OVEN	331/2' x 381/4"

Oven Only Option available

TOP	49" x 49"
BASE	44" x 44"

WITHOUT TOP	35" x 84" x 41"
WITH TOP	361/2" x 86"
TOTAL WEIGHT 7,500 lbs	

INCLUDES:

- 2 -Pallets of Verona Wall
- 1- 30" Combo (2 drawer/1 door) enclosure cutout dimensions: 30¹/₄"(W) x 191/4" (H) x 20 3/4" (D)
- 3 - 4" Wetcast Tops
- Pizza Reel
- Cleaning Brush
- Oven Cover
- Cast Stone top
- Wood Fired Oven

OPTIONAL WOOD BOXES AVAILABLE



VERONA GRILL ISLAND | If you love to grill outside, the Verona Grill Island is the perfect culinary complement to your backyard or patio setting.

	HEIGHT	LENGTH	WIDTH	WEIGHT
WITHOUT TOP	36"	79"	32"	6,500
WITH TOP	38"	82"	36"	

KIT INCLUDES:

- Verona Wall
- 32" Sizzler Grill • cutout dimensions: 30⁵/₈" (W) x 8¹/₂" (H) x 20³/₄" (D)
- Double-lined roll top hood
- 740 in. Stainless steel cooking grates, warming rack, drip pan
- 14" x 20" Single Access Door • cutout dimensions: 14¹/₄" (W) x 19¹/₄" (H) x n/a (D)
- Cast Stone Top
- Concrete Lintels



Verona Grill Island | Oceanic Blue

VERONA GRILL ISLAND DELUXE | Cook up a feast on the Verona Grill Island Deluxe! A granite countertop and pro grill make this the perfect addition to your backyard patio.

	HEIGHT	LENGTH	WIDTH	WEIGHT
WITHOUT TOP	36"	79"	32"	6,500
WITH TOP	38"	82"	36"	

KIT INCLUDES:

- Verona Wall
- 32" Sizzler Pro Grill • cutout dimensions: 30⁵/₈" (W) x 8¹/₂" (H) x 20³/₄" (D)
- Double-lined roll top hood
- 740 in. Stainless steel cooking grates, warming rack, drip pan
- Illuminated control knobs
- 14" x 20" Single Access Door • cutout dimensions: 14¹/₄" (W) x 19¹/₄" (H) x n/a (D)
- Granite Top covers 12 sq. ft of area
- Concrete Lintels



Verona Grill Island Deluxe | Travertina

VERONA CAST STONE TOP COLORS



Bluestone Brown Gironde*

VERONA GRANITE TOP COLOR



*Premium Colors Caledonia

Great cooking performance, innovative features and purposeful design allow you to enjoy more time outdoors. Each stainless steel package option provides everything you need to cook like a pro: Grill, burner, refrigeration and storage. Build your kitchen using any Nicolock wallstone or create a kitchen using the natural stone of your choice.



NEW

Alturi Kitchen Package shown in Verona Wall | Granite City Blend

ALTURI KITCHEN PACKAGE

APPLIANCE ONLY PACKAGE
DOES NOT INCLUDE STONE,
BLOCK OR COUNTERTOPS

INCLUDES:

36" Alturi Grill



Cutout Dimensions:
34 1/4" (W) x 103 16" (H) x 231 16" (D)

24" Deluxe Refrigerator



Cutout Dimensions:
25" (W) x 35" (H) x 26" (D)

30" 3-Drawer Single Door Access



Cutout Dimensions:
301 4" (W) x 191 4" (H) x 203 4" (D)

Alturi Double Side Burner



Cutout Dimensions:
131 4" (W) x 101 4" (H) x 23" (D)



NEW

TRL Kitchen Package shown in Stonegate® Contemporary | South Bay Blend

TRL KITCHEN PACKAGE

APPLIANCE ONLY PACKAGE
DOES NOT INCLUDE STONE,
BLOCK OR COUNTERTOPS

INCLUDES:

38" TRL Grill



Cutout Dimensions:
381 2" (W) x 10" (H) x 203 4" (D)

24" Standard Refrigerator



Cutout Dimensions:
25" (W) x 35" (H) x 26" (D)

30" 2-Drawer Single Door Access



Cutout Dimensions:
301 4" (W) x 191 4" (H) x 203 4" (D)

TRL Double Side Burner



Cutout Dimensions:
113 4" (W) x 9" (H) x 19" (D)



NEW

Sizzler Pro shown in Natural LedgeStone | Pembrey

SIZZLER KITCHEN PACKAGE

APPLIANCE ONLY PACKAGE
DOES NOT INCLUDE STONE,
BLOCK OR COUNTERTOPS

INCLUDES:

32" Sizzler Pro Grill



Cutout Dimensions:
305 8" (W) x 81 2" (H) x 203 4" (D)

21" Standard Refrigerator



Cutout Dimensions:
201 2" (W) x 33" (H) x 24" (D)

30" Double Door



Cutout Dimensions:
301 4" (W) x 191 2" (H) x 203 4" (D)

Sizzler Pro Double Side Burner




Cutout Dimensions:
103 4" (W) x 81 2" (H) x 203 4" (D)

NANTUCKET KITCHEN ISLAND | We are changing the way outdoor kitchens are built. Engineered stone panels make it possible to have the outdoor kitchen of your dreams in one day. This system gives you the flexibility of using our grill and door combinations or you can customize with other accessories. You can choose the design, colors and stone profile of your outdoor kitchen to perfectly fit the rest of your landscape and your home.



Nantucket Kitchen Island | Stacked Stone Texture | NY Bluestone

CHOOSE YOUR TEXTURE



Barn Wood*



Stacked Stone



Ledge Stone

CHOOSE YOUR COLORS



Biscotti Tan



NY Bluestone



Weathered Wood

CHOOSE YOUR TOP COLOR



Brown



Bluestone

* Barn Wood texture available in Rustic Brown (as shown) and Weathered Wood colors. Stone textures available in Biscotti Tan and NY Bluestone colors.

WITHOUT TOP	35" x 84" x 41"
WITH TOP	36 1/2" x 86" Horizontal
TOTAL WEIGHT	1,000 lbs

VERTICAL PANEL TECHNOLOGY

NANTUCKET KITCHEN ISLAND PACKAGE A INCLUDES:

- 1 Back panel
- 1 Front panel
- 4 Corners
- 2 End panels (sides)
- Top
- Drop cloth/sheet protector
- 32" Sizzler Grill • cutout dimensions:
- 30 5/8" (W) x 8 1/2" (H) x 20 3/4" (D)
- 30" Double Access Door • cutout dimensions:
- 30 1/4" (W) x 19 1/4" (H) x n/a (D)
- 1 Strap
- 1 Bag of PMG-2
- 2 Tubes of adhesive



NANTUCKET KITCHEN ISLAND PACKAGE B INCLUDES:

- 2 Horizontal panels
- 4 Corners
- 2 End panels (sides)
- Top
- Drop cloth/sheet protector
- 1 Strap
- 1 Bag of PMG-2
- 2 Tubes of adhesive



Choose your accessories from page 143

PERGOLAS | Our pergolas enhance the look and feel of surrounding landscapes by transforming open space into stylish and refined outdoor rooms.



Custom Pergola

- Constructed of vinyl
- Easy maintenance
- Customizable
- Lifetime warranty
- Two stock sizes: 13'x16' or 15'x15'

CUSTOM SIZES AVAILABLE UPON REQUEST



13'x15' Pergola

OUTDOOR DINING ACCESSORIES | The possibilities are endless with Summerset accessories. Customize your outdoor kitchen the way you want it! Choose from the many options to make your outside kitchen the place to cook all year!

TRL BUILT-IN GRILL SERIES



MODEL	CUTOUT DIMENSIONS
TRL32 LP or NG	301/2" (w) x 10" (h) x 203/4" (d)
TRL38 LP or NG	381/2" (w) x 10" (h) x 203/4" (d)
TRLD44 LP or NG	451/4" (w) x 11" (h) x 20" (d)

SIZZLER BUILT-IN GRILL SERIES



MODEL	CUTOUT DIMENSIONS
SIZ26 LP or NG	233/4" (w) x 81/2" (h) x 203/4" (d)
SIZ32 LP or NG	305/8" (w) x 81/2" (h) x 203/4" (d)
SIZ40 LP or NG	38" (w) x 81/2" (h) x 203/4" (d)

SIZZLER PRO BUILT-IN GRILL SERIES



MODEL	CUTOUT DIMENSIONS
SIZPRO32 LP or NG	305/8" (w) x 81/2" (h) x 203/4" (d)
SIZPRO40 LP or NG	38" (w) x 81/2" (h) x 203/4" (d)

ALTURI BUILT-IN GRILL SERIES



MODEL	CUTOUT DIMENSIONS
ALT30 LP or NG	281/2" (w) x 103/16" (h) x 231/16" (d)
ALT36 LP or NG	341/2" (w) x 103/16" (h) x 231/16" (d)
ALT42 LP or NG	401/2" (w) x 103/4" (h) x 231/16" (d)

AMERICAN MUSCLE GRILL | AMG BUILT-IN GRILL SERIES



MODEL	CUTOUT DIMENSIONS
AMG36 LP or NG	35" (w) x 15" (h) x 25" (d)
AMG54 LP or NG	53" (w) x 15" (h) x 25" (d)

SIDE BURNERS



	MODEL	BTU'S	CUTOUT DIMENSIONS
SIZZLER	SIZEB-2-LP or NG	24,000	103/4" (w) x 81/2" (h) x 203/4" (d)
TRL	TRLSB-2-LP/ NG-double power	30,000	113/4" (w) x 9" (h) x 19" (d)
ALTURI	ALT-SS-LP/NG	15,000	131/4" (w) x 101/4" (h) x 23" (d)
	ALT-2B-LP/NG	17,500	131/4" (w) x 101/4" (h) x 23" (d)
AMG	AMGPB-LP/NG	60,000	141/8" (w) x 9" (h) x 19" (d)

Double Side Burner -TRLSB-2

DOORS AND DRAWERS



Horizontal Drawer-SSHD-1



3-Drawer/Combo Drawer-SSDC-3



Triple Drawer-SSDR-3



Utility Drawer-SSUD-1

MODEL	MODEL	CUTOUT DIMENSIONS
Vertical Door	SSDVD-1	141/4" (w) x 191/4" (h)
Small Vertical Door	SSDVDS-1	141/4" (w) x 161/4" (h)
Large Vertical Door	SSDVDL-1	171/4" (w) x 201/2" (h)
36" AMG Double Door	AMGDD-36	341/2" (w) x 173/4" (h)
30" Double Door	SSDD-30	301/4" (w) x 191/4" (h)
36" Double Door	SSDD-36	361/4" (w) x 191/4" (h)
42" Double Door	SSDD-42	421/4" (w) x 191/4" (h)
Horizontal Door	SSHD-1	241/4" (w) x 18 1/4" (h)
2-Drawer/Door Combo	SSDC-1	301/4" (w) x 191/2" (h) x 203/4" (d)
3-Drawer/Door Combo	SSDC-3	301/4" (w) x 191/2" (h) x 203/4" (d)
Single Drawer	SSDR-1	15" (w) x 101/8" (h) x 203/4" (d)
Double Drawer	SSDR-2	15" (w) x 191/4" (h) x 203/4" (d)
Triple Drawer	SSDR-3	15" (w) x 271/2" (h) x 203/4" (d)
Towel/2-Drawer Combo	SSTDC-1	151/4" (w) x 271/2" (h) x 203/4" (d)
Double Horizontal Drawer	SSHDR-2	301/8" (w) x 61/4" (h) x 201/8" (d)
36" Fuel Storage Drawer	AMGSD-36	341/2" (w) x 173/4" (h) x 22" (d)
36" Warming Drawer	SSWD-36	343/8" (w) x 173/4" (h) x 22" (d)
Utility Drawer	SSUD-1	231/4" (w) x 4" (h) x 203/4" (d)
Towel Drawer	SSTDH-1	141/2" (w) x 83/4" (h) x 83/4" (d)
Propane Tank Drawer	SSLPD	301/8" (w) x 61/4" (h) x 201/8" (d)
Trash Door	SSTD-1	18" (w) x 243/4" (h) x 201/2" (d)

LIGHTED REFRIGERATION



MODEL	CUBIC FT	CUTOUT DIMENSIONS
SSRFR-S1	4.5	22" (w) x 331/2" (h) x 24" (d)
SSRFR-S2 w/locking door	4.5	22" (w) x 331/2" (h) x 24" (d)
SSRFR-S3 w/locking door	5.3	22" (w) x 331/2" (h) x 24" (d)
SSRFR-D1 w/locking door	5.3	25" (w) x 35" (h) x 26" (d)
SSRFR-24DR2	5.3	25" (W) x 35" (H) x 26" (D)

LIGHTED BEVERAGE CENTER




MODEL	CUTOUT DIMENSIONS
BADGE-SSBCL	281/4" (w) x 10" (h) x 23 3/8" (d)

We recommend checking all cutout dimensions with Summerset at www.summersetgrills.com/pages/cutout-dimensions as some may have been updated.

NEW WALL COLOR

Graphite Pearl Blend*



A rich mixture of White, Pewter and Raven bring an intense color choice for your wall project.

TEXTURED

SMOOTH



The color illustrations on these pages are as accurate as photography and print processes allow. Final selection of colors should be made from physical samples.

NICOLOCK WALLS | TEXTURED



Adobe Blend



Bluestone*



Cappuccino Blend



Charcoal



Chesapeake Blend*




Crab Orchard Blend

*Premium Colors

The color illustrations on these pages are as accurate as photography and print processes allow. Final selection of colors should be made from physical samples.

NICOLOCK WALLS | TEXTURED



Fire Island Blend



Golden Brown Blend



Granite City Blend



Lilac Blend



Mocha Blend



Mojave

The color illustrations on these pages are as accurate as photography and print processes allow. Final selection of colors should be made from physical samples.

NICOLOCK WALLS | TEXTURED



Oyster Blend




South Bay Blend



Travertina*



Westchester Blend



Serafina Wall | Adobe Blend and Granite City Blend


*Premium Colors

The color illustrations on these pages are as accurate as photography and print processes allow. Final selection of colors should be made from physical samples.

NICOLOCK WALLS | SMOOTH



Adobe Blend



Bluestone*



Charcoal



Chesapeake Blend*



Crab Orchard Blend



Golden Brown Blend

The color illustrations on these pages are as accurate as photography and print processes allow. Final selection of colors should be made from physical samples.

*Premium Colors



Granite City Blend



Oceanic Blue*



Oyster Blend



South Bay Blend



Travertina*



Westchester Blend

*Premium Colors

The color illustrations on these pages are as accurate as photography and print processes allow. Final selection of colors should be made from physical samples.

NICOLOCK NICOSTONE



Autumn Cotswold



Brown



Lilac*



Bluestone



Gironde*



Marble Blend*

The color illustrations on these pages are as accurate as photography and print processes allow. Final selection of colors should be made from physical samples.

*Premium Colors



Mocha



York Brown



Old Town Flagstone | York Brown

paver-shield™ pavers

	Adobe Blend	Autumn Blend*	Autumn Colswold	Bayberry Blend*	Bluestone	Brown	Cappuccino Blend*	Caramel Tan*	Chamois	Charcoal	Chesapeake Blend*	Crab Orchard Blend*	Fire Island Blend	Gironde*	Golden Brown Blend	Granite City Blend	Graphite Pearl Blend*	Lilac*	Lilac Blend	Marble Blend*	Mocha	Mocha Blend	Mojave	Natural	Oceanic 5*	Oceanic Blue*	Oyster Blend*	Peconic 6*	Pennsylvania Blue**	Pewter	Raven*	Red	Salmon	South Bay Blend*	Terra Cotta Blend	Travertina*	Umber	Westchester Blend	York Brown								
Alpine Collection	●						●	●			●				●	●	●		●	●					●	●		●											●								
Blue Ridge	●										●	●			●	●			●			●				●	●		●												●						
Colonial Cobble Collection	●	●		●						●		●	●		●	●											●																				
Cobblestone Collection		●								●			●			●																	●														
Diamond Paver										●			●			●				●																											
Fiuggi Travertine	●										●				●	●			●	●						●	●		●						●		●					●					
Heritage Series										●																				●			●														
Holland Stone	●	●		●		●			●	●		●	●		●	●				●			●			●			●	●	●	●											●				
Plank Paver										●					●	●				●									●	●													●				
Ridge Brick	●	●				●	●	●		●	●	●			●	●	●			●						●	●		●															●			
Roma I and II						●				●					●	●										●	●			●														●			
Rustico Collection	●	●		●		●	●	●		●	●	●	●		●	●	●			●						●	●		●															●			
Stone Ridge Collection	●	●				●	●			●	●				●	●	●			●					●	●	●	●																	●		
The Montauk										●						●											●			●																	
Country Collection	●														●	●											●																				
Holland Stone Tumbled	●	●		●						●		●	●		●	●				●							●																				
Olde Towne Collection	●															●											●																				
Pompeii										●						●											●																				
Country Circle	●			●						●		●	●		●	●											●																				
Belgium Cobble					●	●																																									
Edgestone	●														●	●																															
Old Town Flagstone Circle					●									●							●																									●	
Old Town Flagstone Quartered Square					●									●							●																									●	
Old Vienna with paver-shield™		●				●			●			●	●		●																															●	
Ridge Circle	●	●				●	●			●	●				●	●	●			●						●	●		●																●		
Rustico Circle	●	●		●						●		●	●		●	●				●							●																			●	
Sante-Euro Circle						●			●	●		●	●		●	●											●																			●	
Wetherdale Circle					●									●							●																									●	

Toscana

Circles & Inlays

A COLOR FOR EVERY PROJECT

	Adobe Blend	Autumn Blend*	Autumn Cotswold	Bayberry Blend*	Bluestone	Brown	Cappuccino Blend*	Caramel Tan*	Chamois	Charcoal	Chesapeake Blend*	Crab Orchard Blend*	Fire Island Blend	Gironde*	Golden Brown Blend	Graphite Peart Blend*	Granite City Blend	Lilac*	Lilac Blend	Marble Blend*	Mocha	Mocha Blend	Mojave	Natural	Oceanic Blue*	Oyster Blend*	Pennsylvania Blue**	Pewter	Raven*	Red	Salmon	South Bay Blend*	Sunset Buff	Terra Cotta Blend	Travertina*	Umber	Westchester Blend	York Brown		
Environmental	Checker Block*																							●																
	Eco-Ridge 80mm																●									●														
	Eco-Tre	●															●								●															●
	SF-Rima*															●		●																						
Nicostone	Turfstone																							●																
	Grand Flagstone				●																●																		●	
	Natural Cleft Flagstone				●										●						●																		●	
	Old Town Flagstone				●										●						●																		●	
	Thermal Finish Flagstone				●										●					●																			●	
	Versailles Travertine																			●																				
	Wetherdale Patio Pack				●										●						●																		●	
	5" Colonial Wall	●			●						●	●	●		●		●									●									●			●		
	6" Colonial Wall	●			●		●				●	●	●		●		●			●						●				●						●		●		
	Belvedere Wall				●																●																		●	
Claremont Wall				●																●																		●		
Kodah Wall				●																●																		●		
Mini Colonial Wall	●			●		●				●	●	●		●		●			●						●				●					●		●		●		
Stonegate® Contemporary Wall	●			●					●	●	●			●		●								●	●				●						●		●			
Verona Wall	●			●					●	●	●			●		●								●	●				●						●		●			
Retaining Walls	Alta Wall	●											●		●		●																							
	Alta Pro Wall	●											●		●		●																							
	Compac III Straight Split Wall	●											●		●		●																							
	Everloc™ Wall	●													●		●																							
	Firma® Wall	●										●			●		●							●		●														
Garden Walls	Outcropping				●																●																	●		
	Trinity® Wall	●													●		●																							
	Mountain Block				●																	●																●		
	Serafina Wall	●			●						●	●			●		●									●									●		●			
	Sierra Wall	●								●		●	●			●		●						●														●		
Garden Wall	●									●		●		●		●																		●		●				

Piers, Coping, Caps & Steps

	Adobe Blend	Autumn Blend*	Autumn Coltswold	Bayberry Blend*	Bluestone	Brown	Cappuccino Blend*	Caramel Tan*	Chamois	Charcoal	Chesapeake Blend*	Crab Orchard Blend*	Fire Island Blend	Gironde*	Golden Brown Blend	Granite City Blend	Graphite Pearl Blend*	Lilac*	Lilac Blend	Marble Blend*	Mocha	Mocha Blend	Mojave	Natural	Oceanic Blue*	Oyster Blend*	Pennsylvania Blue**	Pewter	Raven*	Red	Salmon	South Bay Blend*	Sunset Buff	Terra Cotta Blend	Travertine*	Umber	Westchester Blend	York Brown	
4x12 Fullnose	●									●		●			●	●																							
6x12 Fullnose	●	●		●		●	●	●	●	●	●	●	●		●	●	●		●			●	●		●	●	●		●	●		●		●	●			●	
8x12 Fullnose	●									●		●	●		●	●							●																
5' Colonial Pier Kit	●				●						●	●	●		●	●										●									●			●	
6' Corner	●				●		●				●	●	●		●	●	●		●			●				●				●					●			●	
8' Corner	●												●		●	●																							
8' Everloc™ Corner	●														●	●																							
Belvedere Pier/Cap/Coping					●																●																		●
Claremont Pier and Cap					●																●																		●
Dimensional Coping					●																●																		●
Irregular Steps					●																●																		●
Kodah Pier and Cap					●																●																		●
Linear Cap						●				●	●					●										●									●		●		●
Mini Colonial Pier Kit	●				●		●				●	●	●		●	●	●		●			●				●				●					●		●		●
Multi Cap	●									●		●	●		●	●							●			●												●	
Pier Caps					●	●								●																									●
Old Town Pool Coping			●		●										●						●																		●
Rockface Multi Cap					●										●					●																			●
Rockface Step Units					●	●									●																								
Rockface Treads					●	●									●																								
Roma Step						●				●						●										●									●		●		●
Stepping Stones			●		●										●																								●
Stonegate® Pier and Cap	●				●					●	●	●			●	●	●								●	●				●				●		●		●	
Thermal/Fullnose Treads					●	●									●																								
Verona Pier Kit	●				●					●	●	●			●	●	●								●	●				●				●		●		●	
Versailles Pool Coping														●						●																			




Stone Ridge | Granite City Blend
Rustico 6x6 | Raven
Natural LedgeStone | Pembrey

PAVER INSTALLATION

MATERIALS NEEDED

Gloves
Tape Measure
Stakes
Shovel
3 lb. Hammer
Levels
Line Level
Carpenters Square
String Line
Broom
Wheelbarrow
Pry Bar
Wire Cutters
Mason's Chisel
Markers
Screed Board
Two 1" o.d. Screed Pipes
Plate Compactor
Paver Cutter
Diamond Blade Table Saw



- A. Compacted Sub-Base
- B. 4" - 6" Compacted Aggregate (for Pedestrian Traffic)
- C. 8" - 12" Compacted Aggregate (for Vehicular Traffic)
- D. Edge Restraints
- E. 1" Bedding Sand
- F. Pavers

BEFORE YOU BEGIN

Your dealer can assist you in obtaining the necessary materials and equipment needed to complete your paving stone installation.

*Three color blends are not recommended for projects less than 500 sq.ft

Lay out your entire paver pattern prior to cutting any stones.

Find an area away from your installation to cut pavers. Concrete dust created by saw cutting pavers can stain the surface.

The use of an approved safety mask is recommended when cutting any concrete products.




1. PLAN

Determine the area to be paved. Measure for square footage and sketch a diagram of the shape & pattern of paving stone desired.



2. PREPARE / EXCAVATE

Before beginning excavation, make sure there are no utility lines within the area to be paved. Excavate area to the proper depth depending on the type of traffic.



3. GRADE

Establish the finish grade and slope or pitch of pavement to allow for drainage. Lay out the lines and corners with string line and stakes. Compact sub-base.



4. PREPARE / EXCAVATE

Spread aggregate base uniformly throughout the entire excavated area and 8 in. beyond perimeter lines. Base aggregate material should be processed 3/4" minus gravel or crushed concrete blend.



5. BASE COMPACTION

Compact the base aggregate evenly throughout the area with a mechanical plate compactor. Do not compact the base aggregate in more than 4" layers. The compacted base should conform to the contour of the finished paved area. The grade of the base aggregate should be 3" to 4" below the finished paving stone surface depending on the thickness of the paver.



6. EDGE RESTRAINTS

Install edge restraints as required. Pavers butting against curbs or

foundations will not need an edge restraint. Various types of edging materials can be used. Nicolock recommends a Snap Edge edge restraint system since it is easy to install and will not rot or decay.



7. BEDDING

Spread 1" of concrete sand evenly over the compacted base. Screed the bedding sand to a level, smooth surface using a screed board. For areas wider than the width of the screed board, use 1" conduit pipe as screed guides 4' apart. Screed sand, remove screed rails & fill in depressions with fresh sand. You should end up with a complete layer of smooth sand. Do not disturb sand bed after it has been screeded.



8. PAVER PLACEMENT

Begin placing paving stones on the screeded sand bed in the desired pattern. Hand place the paving stones with a hand tight joint. Work from the paving stone side of the installation as they are set. To achieve the best mixture of colors and blends, remove pavers from delivered bundles section by section, not layer by layer, and work from several bundles at a time. Cut pieces as needed to fill in the pattern.

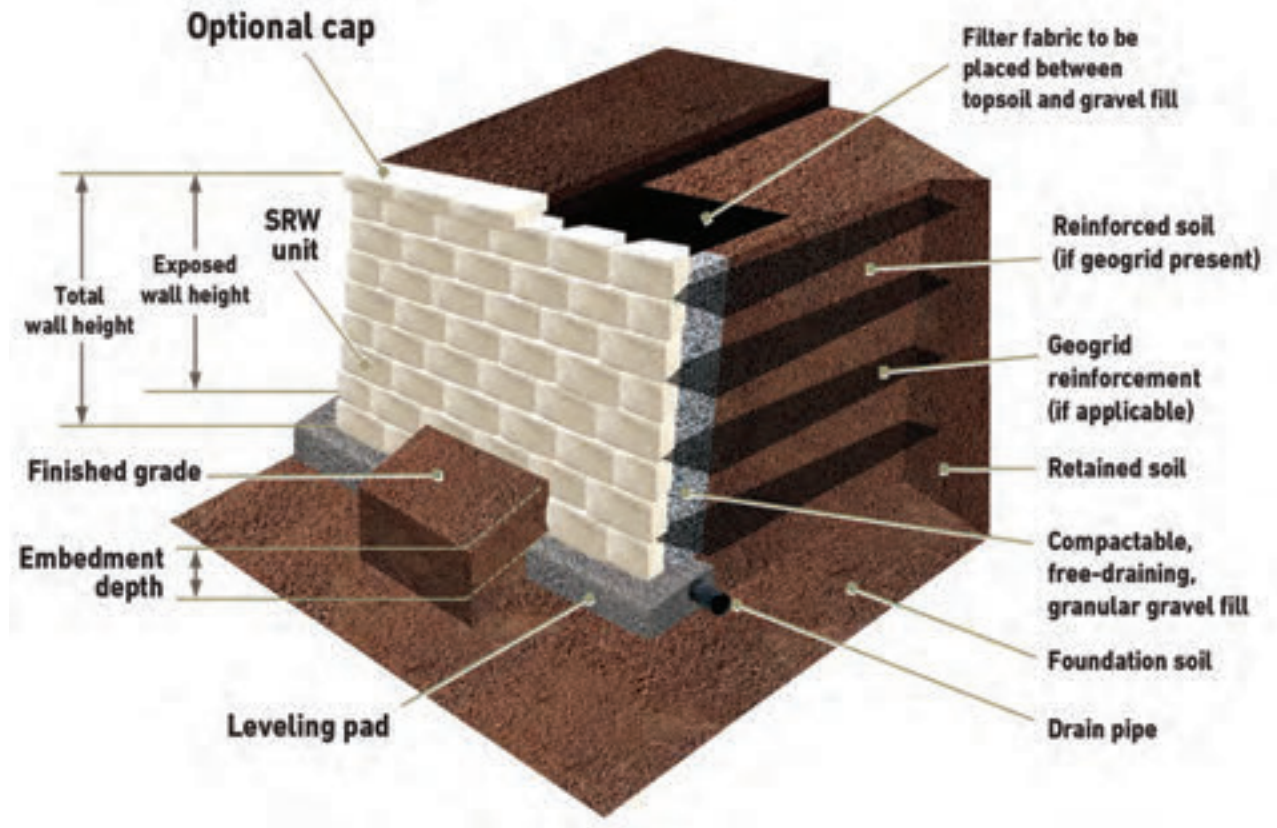
FINISHING

When complete, sweep surface clean. Spread a fine jointing sand over the entire surface and broom sweep to fill all joints. Leaving excess sand on the paving stone surface, tap the paving stones into the setting bed with the mechanical plate compactor with a rubber pad. Broom sweep more sand to fill any open joints. Finally, backfill over the top edge restraint and grade. Your installation is now complete and ready for use.

RETAINING WALL INSTALLATION

Materials Needed

- Gloves
- Tape Measure
- Stakes
- Shovel
- 3 lb. Hammer
- Levels
- Line Level
- Carpenters Square
- String Line
- Broom
- Wheelbarrow
- Pry Bar
- Wire Cutters
- Mason's Chisel
- Markers
- Screed Board
- Two 1" o.d. Screed Pipes
- Plate Compactor
- Paver Cutter
- Diamond Blade Table Saw



NOTE: The following Installing procedures apply to all Nicolock retaining wall units constructed as a conventional gravity wall system.

PREPARING/EXCAVATING: Before beginning excavation, make sure there are no utility lines in the wall area. Excavate area to the proper depth. For geogrid-reinforced retaining walls or for more detailed information, consult your local distributor or contact Nicolock.

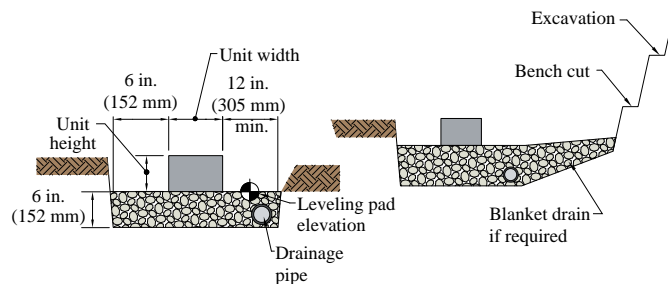
For most non-critical walls (and under favorable soil conditions) Nicolock wall units are constructed as a conventional gravity wall system. Walls up to 3 feet in height (2 ft. 6 in. for Sierra) are attainable without the need for soil reinforcement (geogrid). Recommended installation procedures should be followed to ensure the life of your wall structure.

1. SITE PREPARATION AND EXCAVATION

Excavate a trench a minimum of 6" beyond the front and back of the wall block. Dig trench 9" to 14" deep, enough to create a 6" thick leveling pad and to bury at least one whole wall block below grade. Compact the soil at the bottom of trench. Shape the slope behind wall to allow for 12" of drainage material.

2. INSTALL LEVELING PAD

Place filter fabric in trench and up the cut slope. Fill trench with clean, graded aggregate and compact.



3. PLACE BASE COURSE (FIRST ROW)

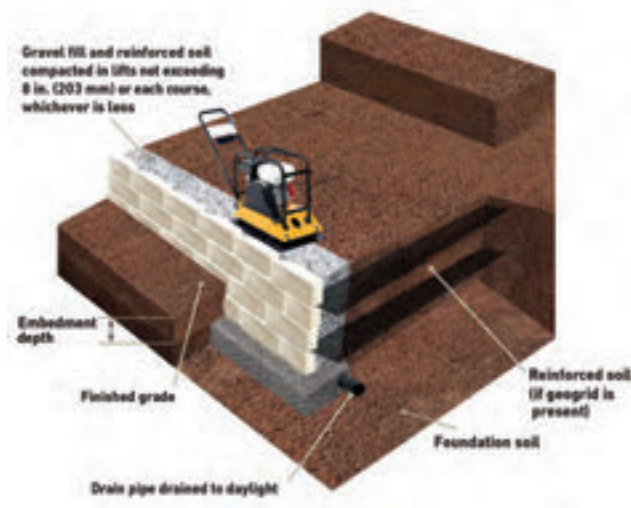
Position a level string line at the straight face of the unit to maintain alignment. Place the wall units side by side in the center of the prepared base. Bury the first course of block below grade to a depth equal to 10% of the height of the wall or a minimum of 6", whichever is greater. Level units from side to side, and front to back.

4. DRAINAGE SET-UP

Fill the space in front of wall with clean fill to grade to hold units from shifting. Place a perforated pipe behind wall on top of base for drainage. Fill any block cores and the drainage area with clean aggregate keeping filter fabric in place. Backfill soil on outer side of fabric and compact.

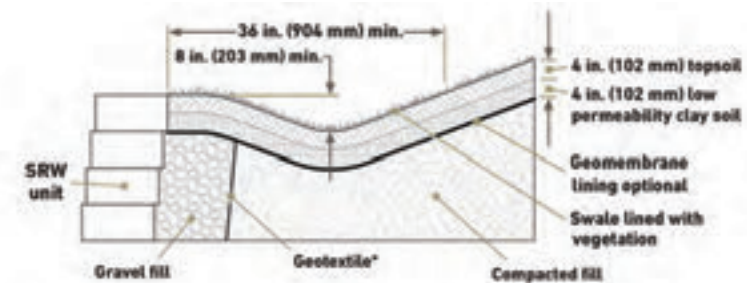
5. STACKING UNITS

Place successive courses by fitting the keys and grooves onto the units in the row below (if applicable). Keep the tops of each course clean to maintain a level surface. Stack units one layer at a time in a running bond pattern (crossing joints). Utilize geogrid when the wall height is 3 ft or more or as required by the project engineer or approved design drawings.



6. PLACE GRAVEL AND BACKFILL MATERIALS

Continue building the wall to the desired height. Backfill with clean aggregate behind each course as completed. Backfill and compact soil. Finish the wall by securing the wall cap with a suitable masonry adhesive.



*Geotextile may be necessary when the infill soil includes fine-grained sand that have the potential to infiltrate the gravel fill

Note: Illustrations shown are not for construction purpose. Please confer with your local engineer for proper placement of geogrid.

Important: Walls higher than 36" above grade, terraced walls, weak soils, and other loading conditions require special considerations in design and construction. This should be done by a qualified engineer & a professional contractor. Check with your local building department for code requirements.

STAIN REMOVAL

The stain removal methods suggested here are merely a guide and may not work to your satisfaction in all instances. Nicolock is not responsible for any damage caused while using these methods. Nicolock recommends that you keep several pavers from your initial installation available to replace any pavers that become damaged or excessively stained or soiled.

ALGAE & FUNGAL GROWTHS

Apply a fungicide according to manufacturer recommendation.

BEVERAGE STAINS

Scrub the stain with hot soapy water. For stubborn stains apply a 1:10 diluted sodium hypochlorite solution (household bleach) use according to the manufacturer's recommendations.

CHEWING GUM

Chewing gum is best removed with a suitable aerosol freezing agent before scraping it off. Use according to the manufacturer's recommendations.

FRESH OIL STAINS

Soak the oil up with an absorbent cloth or paper towels. Do not wipe. Then cover the affected area with a 'dry' absorbent powder and leave for 24 hours. Repeat until the powder has absorbed all or as much of the oil as possible.

If a stain persists, apply a recommended cleaner according to the manufacturer's recommendations.

PAINT / WOOD-STAIN / VARNISH

Soak up the spillage with an absorbent cloth or paper towels. Do not wipe. The stained area should be immediately scrubbed with scouring powder and water.

The stained area should be immediately scrubbed with detergent and water. Paint removers or solvents should not be used on stains that are less than a week old, as this will increase penetration into the concrete. Scrape off as far as possible. Apply an appropriate proprietary paint remover, preferably one supplied as a thick gel. Follow the manufacturer's recommendations or contact the paint manufacturer.

WOOD PRESERVATIVES / CREOSOTE

Soak the stain with mineral spirits and scrub with a hot detergent and water. Finally rinse thoroughly with clean water, or contact the manufacturer of the preserver.

ASPHALT & EMULSIFIED ASPHALT

Chill with ice (if warm outside), scrape away & scrub the surface with scouring or abrasive powder. Rinse with water.

CUTBACK ASPHALT & ROOFING TAR

Use a soft moist putty made with talc or diatomaceous earth (available wherever pools supplies are sold.) Mix with kerosene, scrub, let dry and brush off. Repeat as needed.

CANDY, KETCHUP, MUSTARD, GREASE DRIPPINGS FROM FOOD

For stubborn stains, apply liquid detergent full strength and allow it to penetrate for 20-30 minutes. Scrub and rinse with hot water. Removal is easier if these stains are treated immediately.

CAULKING

Scrape off excess and scrub with denatured alcohol. Rinse with hot water and detergent. For acrylic latex caulk - follow guidelines for removal of latex paint.

CLAY SOIL

Scrape off dry material, scrub and rinse with hot water and strong detergent.

CREOSOTE

Apply a solution made with paint thinner and talc. Scrub and allow to dry. Scrape off, scrub with scouring powder and rinse with water.

MORTAR

Let dry but not harden and carefully remove spots with a trowel, putty knife or chisel.

LEAF, WOOD ROT OR TOBACCO STAINS

Apply household bleach diluted 10:1 with water (10 parts water) and scrub with a non-metallic stiff bristled brush.

OIL OR GREASE THAT HAS PENETRATED

Mop up any excess oil with rags. Cover the area with oil absorbent talc, (kitty litter). Diatomaceous earth can also be used. Leave it on the stain for a day, then sweep up.

PAINT

Fresh paint should be mopped up immediately with rags or paper towels by blotting. Do not wipe as this will spread the paint and extend the job of removal. If the paint is latex and water-based, soak and then scrub area with hot water, scouring powder and a non-metallic stiff brush until no more improvement is seen. Let the remaining paint dry and remove as described below.

DRIED PAINT

Scrape any excess oil-based paint, varnish or water based latex paint off the surface. Apply a commercial paint remover and let sit for 20-30 minutes. Loosen with gentle scrubbing. Do not rub the loosened paint into the surface of the pavers. Instead, blot up the loosened paint and thinner. Repeat as necessary.

TIRE SKID MARKS

Scrub black area with water, detergent and scouring powder.

ABOUT EFFLORESCENCE:

Efflorescence is a whitish, powder-like deposit that may sometimes appear on the surface of the paving stones. It may appear immediately or within a short time after installation. Left alone, normal wear and exposure to the elements will dissipate the efflorescence. Efflorescence does not affect the structural performance or durability of concrete pavers. Efflorescence is a normal occurrence in all cement based products, as well as many colored paving products. Because it is a natural reaction to the

proper hydration of concrete, Nicolock accepts no responsibility or liability for replacement.

If there is a need to remove the efflorescence before it naturally wears away, best results are obtained by using an efflorescence remover which is available from most mason supply dealers. Do not use muriatic acid.

If a sealer is to be applied to the paving stones, it is recommended that any presence of efflorescence be removed prior to sealer being applied. For installations over a new or existing concrete base, a cementitious setting bed, or with mortared joints, the occurrence of efflorescence is more likely. Precautions for proper drainage of the paving stones system should be taken to minimize this occurrence.

WHAT IS EFFLORESCENCE?

Efflorescence is a natural phenomenon and can occur with any cement based product, as well as other paving products. It may appear randomly and will possibly appear more pronounced on colored paving slab.

The white bloom may give the impression that the color of the paving slab is fading but, when wet, you will find that the efflorescence vanishes and the paving slab returns to its original shade. The white bloom will often return again when the paving slab dries. Be assured that efflorescence has no detrimental effect on the performance of the paving slab and will generally disappear with time.

HOW DOES EFFLORESCENCE OCCUR?

All concrete products contain cement which produces water soluble calcium oxide (lime).

Concrete paving materials contain millions of tiny invisible pores; when moisture penetrates into these pores – either from rain, dew or condensation – it dissolves part of the lime to make calcium hydroxide.

When the slab dries out, the calcium hydroxide rises to the surface and reacts with the carbon dioxide in the air, sometimes leaving a white bloom of calcium carbonate once the water has evaporated.

WILL EFFLORESCENCE DISAPPEAR NATURALLY?

Yes. The efflorescence action is arrested by carbon dioxide reacting with calcium oxide within the pores of the concrete. The efflorescence itself is then, over a period of time, either converted back to soluble salts and washed away by rain or simply disappears through the action of trafficking, snow or ice.

Once the efflorescence has disappeared naturally it does not usually recur. It is therefore not necessary to replace the paving or to take other measures against efflorescence.

HOW LONG WILL EFFLORESCENCE LAST?

This is difficult to predict as factors such as climate, location and conditions (damp/shady or open/sunny) are variables which can affect the extent of the phenomenon. However, on average, it can take from 12 months to 24 months to disappear.

FAQ

WHY DO NICOLOCK PAVERS MAKE THE BEST PAVEMENT?

Not only are Nicolock pavers beautiful, but they provide the best pavement solution in freeze/thaw conditions, when installed over a compacted aggregate base. Installation over a compacted aggregate base results in a pavement that is strong, yet flexible enough to move as the ground shifts without breaking apart, rutting or heaving. In addition, they can be "unzipped" to allow for repairs or access to utility lines. Unlike asphalt and other surfaces, pavers are virtually maintenance-free. And, by definition, concrete pavers are about 3 times stronger than regular poured concrete.

WHAT MAKES PAVER-SHIELD™ BETTER THAN THE COMPETITION?

paver-**shield**™ is not a thin veneer of color coating. paver-**shield**™ pavers are guaranteed to look great year after year, retaining their vibrant color and smooth texture. Products without paver-**shield**™ may look worn and faded over time with exposed aggregate on the surface.

DOES THE COLOR GO ALL THE WAY THROUGH NICOLOCK PAVERS?

All Nicolock pavers have color throughout. Those manufactured with our exclusive paver-**shield**™ process have an extra concentration of cement and pigment on the wear layer providing deep rich colors and a smooth, dense wear layer.

CAN I USE A PRESSURE WASHER TO CLEAN MY PATIO?

Yes – but, as always, follow the manufacturer's instructions carefully. Do not pressure wash your patio too strongly or too frequently as you may damage the surface of the paver.

CAN PAVERS BE INSTALLED OVER A POURED CONCRETE BASE?

Absolutely, provided certain steps are taken. Care must be taken so that water does not pool underneath the pavers. Drainage holes should be drilled in large slabs and filled with pea gravel and covered with landscape fabric. Edge pavers must be restrained to keep joints from opening up.

CAN I USE A SEALER ON MY PATIO?

Yes – check proprietary manufacturer's instructions and suitability for sealing concrete paver. Please note: applying sealant to paver may affect the color.

HOW DO PAVERS COMPARE WITH PATTERNED CONCRETE?

Patterned concrete pavements are slabs of concrete that are embossed with a pattern. Therefore, they are prone to the same problems with freeze/thaw cycles, namely cracking and spalling. Also, unlike Nicolock pavers, patterned concrete pavements don't allow access to underground utilities or the ability to make repairs. At virtually the same price installed per square foot, Nicolock Pavers are clearly a superior choice.

HOW DO I DETERMINE HOW MUCH STONE BASE MATERIAL AND SAND SETTING BED MATERIAL I NEED?

One half ton of modified stone or sand will cover about 100 square feet at 1" thick. Using a 10' x 10' (100 square feet) patio as an example, you would need 1/2 ton of sand for the setting bed (1" thick) and 3 tons of modified stone for the base (6" thick). You'll need about 5% more sand for the joints between the pavers. The thickness of the base material depends on the application and subgrade soil conditions (use a thicker base for poorly drained soils). As a rule of thumb, you'll need 4" to 8" of base material for walkways and patios, and 8" to 12" for driveways and parking lots.

I HAVE WHITE DEPOSITS ON MY PAVERS/WALLS, WHAT IS IT?

You are probably referring to efflorescence, a natural and common occurrence in many concrete products. Efflorescence occurs when natural salts come to the surface and leave behind a white deposit that can normally be brushed off. This is not a product defect or harmful to pavers and walls and Nicolock accepts no liability for its occurrence. It will usually weather away with time.

HOW CAN I REMOVE MOSS OR MOLD FROM MY PAVERS?

Try liquid bleach diluted in water (10 parts water to one part bleach). Be careful not to get it on plant material. Keep in mind that there is nothing that will keep moss and mold from reappearing in a shady, damp area.

WHAT IS POLYMERIC SAND AND WHAT IS ITS ADVANTAGE?

Polymeric sand is a high-tech mix of graded sand and binder, specially formulated for filling joints between pavers. When installed properly, polymeric sand will remain in the paver joints and inhibit weed growth and insect infestation.

CAN I USE NICOSTONE PAVING INSIDE MY HOUSE?

Yes – but it is preferable to seal the paving with a sealer after laying inside to protect against stains and reduce incidence of dust.

WHY DO THE PAVING STONES HAVE DARK PATCHES?

This is due to differential weathering, where the surface of the paving has cured at different rates, causing darker color variation on the paving. Generally this is exaggerated by the presence of efflorescence which, once removed, will reduce the effect of the dark patches. As with efflorescence the dark patches will generally disappear with time.

HOW OFTEN SHOULD I CLEAN MY PATIO?

Regular washing and brushing should be adequate to maintain your patio in pristine condition. However, you may wish to clean your patio using a recommended cleaner. This can enhance its appearance but it may affect long term durability and should only be used sparingly (only two or three times during the lifetime of the paving). Consult your paving supplier for advice and a suitable cleaning product.

WHAT ARE THE BENEFITS OF SEALING MY PAVERS? HOW LONG DO I NEED TO WAIT BEFORE I APPLY A SEALER?

Sealers help resist stain and may enhance the color. Some can also bind the sand in the joints to make it difficult for weeds to germinate. As a rule of thumb we generally want you to wait at least six months to allow any efflorescence to appear. Prior to the application of any sealers, the pavers must be cleaned with an appropriate product to remove dirt and efflorescence.

CAN NICOLOCK PAVERS BE USED FOR MY DRIVEWAY?

Absolutely! For residential driveways, 8" to 12" of compacted base material is recommended. A standard 2-3/8" thick paver can be used for light vehicular (cars & pickup trucks) applications. A herringbone pattern is most suitable in these situations. (Not applicable for Stone Ridge XL, Blue Ridge series and Nicostone products.)



Alpine Contemporary | South Bay Blend

FAQ

Not only do Nicolock Pavers make an attractive pool deck, but they also provide a slip-resistant walking surface. Pavers actually are better than poured concrete around pools from the standpoint that the joints will take on moisture and leave the pavement cooler under foot. Like all products that are used outdoors, lighter colors will tend to stay cooler as they reflect the sunlight. Furthermore, our Fullnose and Pool Coping Pavers are ideal for the pool's edge. Make sure the base material around the pool is well compacted before installing pavers. Safety covers can also be installed over pavers with the use of special anchors.

WILL WEEDS GROW BETWEEN MY PAVERS?

Weeds and grass between pavers occur when seeds or spores lodge in the joints between pavers. They will not grow from underneath. This can be minimized by using polymeric sand or mixing a pre-emergent granular weed killer into the joint sand. If weeds do appear, a spot vegetation killer (such as Round-Up™) can be used and will not damage the pavers.

CAN I SHOVEL AND PLOW MY PAVERS?

Pavers can be plowed and shoveled just like asphalt, concrete and other pavement materials. In fact, snow and ice will normally melt faster because of the joints around the pavers. A plow blade with a rubber edge is recommended when needed. Do not use sharp objects to chop ice as they can damage the pavers.

WHAT SHOULD I USE TO MELT SNOW AND ICE ON MY PAVERS?

Nicolock recommends sand for slip resistance as it is the most environmentally friendly product for use on concrete products to make sure surfaces are skid and slip resistant.

If a de-icing product is used, Nicolock recommends using only NaCl (rock salt) and should be used sparingly, following the manufacturer's instructions. Once ice is loosened, remove immediately to avoid buildup of the de-icing agent.

De-icing agents of any kind are not recommended for our Nicostone line. We recommend using only sand for providing skid and slip resistance.

I'VE GOT A RAILROAD TIE WALL THAT IS ROTTING AND FALLING DOWN. WHAT CAN I DO?

Our segmental retaining wall systems provide an excellent solution to this problem. They are strong and will last a lifetime. Nicolock offers several different wall systems to meet your needs.

WHAT IS GEOGRID AND WHEN SHOULD IT BE USED?

As a rule of thumb, all walls over 3' high should be reinforced with geogrid. Geogrid is placed between the layers of block at different intervals to stabilize the soil behind the retaining wall and secure the wall face to the earth behind it. The height of the finished wall, soil characteristics, and the pressure on the wall caused by slopes, structures, and/or paved areas all affect the proper placement and lengths of geogrid.

WHAT IS RECONSTITUTED STONE?

Reconstituted Stone – is manufactured from the highest grade materials and will last for years. It is hand crafted, with molds taken from original natural stone for an authentic appearance. NicoStone products are a consistent thickness and is therefore easy to lay.

Colors – shades are subtle and subject to slight variations, especially highlighted in the weathered shades where many products are hand made to ensure a completely random, natural look. Colors will appear different depending upon the prevailing conditions such as sunlight, heavy shade or rain.

Therefore it is advisable to check the color and appearance of the actual product samples in dry daylight conditions before purchasing. Where possible, products should also be selected from the same production batch. Reconstituted stone will weather over time in a fashion similar to natural stone.

PAVING SLAB AND WALLSTONE COLOR

Please note that some products have a multi-color mix where the manufacturing process means that different color percentages are likely selected from multiple pallets prior to installation. Choose from three to five different packs.

Multi-colored products are produced randomly, therefore color proportions in different slabs may vary widely.

APPLICATION/SUITABILITY

Unless otherwise stated, the Nicostone materials featured in this catalog are intended for use in residential landscape projects. Nicostone decorative slabs are not suitable for driveways. The manufacturer cannot accept any liability where products have been used for any inappropriate purpose.

In the unlikely event of products reaching you in a less than satisfactory condition, please contact your local distributor directly, allowing time for the rejected product to be replaced. If a complaint is raised after laying the product, Nicostone cannot accept responsibility for any defect.

De-icing salts should not be used on NicoStone slabs.

SIZES & JOINT WIDTHS

All dimensions quoted in this catalog are nominal and are for guidance only. Actual sizes will vary, particularly on the products designed to replicate natural stone which have features such as riven profiles and fettled edges. Where space is critical, Nicostone recommends dry laying the product to check area required.

When laying random slabs and circles, and in particular Wetherdale Paving Slabs and Old Town Flagstone Paving Slabs with their fettled edges, joint widths will depend on the slab type & laying pattern chosen and will be variable – from approximately 1/2" to 1".

HANDLING

Standard manual handling techniques should be adopted when handling products. Some products in the Nicostone range are heavy or an awkward shape to lift and it is recommended that suitable lifting equipment be used for these products. Always wear gloves and safety footwear when handling product.

If product is to be cut, always wear safety goggles and when using a high speed saw also wear suitable respiratory protection, such as a dust mask.

Before removing wrapping or banding, ensure that the products are on level ground or retained in some way to prevent them from tipping over. When removing shrink wrapping and banding use the appropriate cutting tools; also it is recommended that safety goggles are worn.

Product should always be handled with care as breakages, chipping and other damage may result from mishandling. Minor scuffing can occur due to movement in transit and will generally disappear in time. If in doubt do not install the product, consult your NicoStone Representative.


SPECIAL NOTES

All measurements are nominal. Dimensions include the joint widths when fully installed. Dimensions/height: May vary up to 1/4" due to unique manufacturing technique. Nicostone provides only general installation guidelines, climate and soil conditions may vary by region.

PATTERNS |

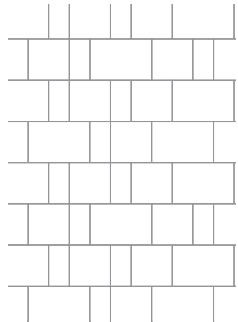
Patterns, whether simple or complex, help to define a paved area and add your own personality to your project. The following are examples of popular patterns.

RUNNING BOND



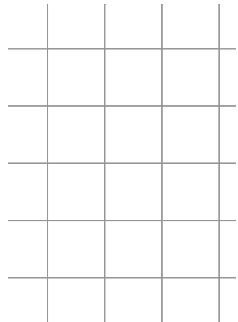
- | | |
|------------------------------|---------------|
| Blue Ridge | Pompeii |
| Cobblestone | Ridge Brick |
| Colonial Cobble Normal | Rustico 12x12 |
| Colonial Cobble 1-1/2 Normal | Rustico 6x6 |
| Country | Rustico 6x9 |
| Eco-Ridge | SF-Rima |
| Holland Stone | Stone Ridge |
| Olde Towne | |

STAGGERED RUNNING BOND




- Alpine Ridge
- Blue Ridge
- Colonial Cobble Normal & 1-1/2 Normal
- Country 6x6 & 6x9
- Olde Towne
- Rustico 6x6 & 6x9
- Stone Ridge

STACKED BOND




- | | |
|------------------------------|---------------|
| Colonial Cobble Normal | Ridge Brick |
| Colonial Cobble 1-1/2 Normal | Rustico 12x12 |
| Country 6x6 | Rustico 6x6 |
| Country 6x9 | Rustico 6x9 |
| Holland Stone | SF-Rima |

90° HERRINGBONE



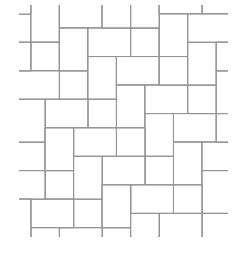
- Cobblestone
- Colonial Cobble 1-1/2 Normal
- Eco-Ridge
- Holland Stone
- Ridge Brick
- Rustico 6x9

45° HERRINGBONE




- Colonial Cobble 1-1/2 Normal
- Country 6x9
- Holland Stone
- Ridge Brick
- Rustico 6x9

MODIFIED HERRINGBONE




- Colonial Cobble Normal & 1-1/2 Normal
- Country 6x6 & 6x9
- Rustico 6x6 & 6x9

I PATTERN




- Colonial Cobble Normal & 1-1/2 Normal
- Country 6x6 & 6x9
- Rustico 6x6 & 6x9

BASKET WEAVE



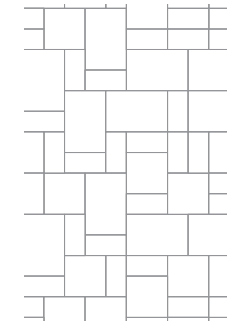
- Eco-Ridge
- Holland Stone
- Ridge Brick

FRENCH ASHLAR



- Versailles Travertine


RANDOM PATTERN



(Stone Ridge Pattern Shown)

- Alpine Ridge
- Colonial Cobble 4pc Combo
- Country
- Olde Towne
- Rustico 4pc Combo
- Blue Ridge

RANDOM PATTERN



(Rustico or Colonial Cobble 4pc Combo Pattern Shown)

- Country
- Olde Towne
- Blue Ridge
- Stone Ridge



LOCATIONS

New York

Corporate Headquarters

612 Muncy Avenue • Lindenhurst, NY 11757
P: 631.669.0700 • F: 631.669.0711

Nicostone by Nicolock

200 Henry Street • Lindenhurst, NY 11757
P: 631.669.0600 • F: 631.669.8052

Albany

One Mustang Drive • Cohoes, NY 12047
P: 518.888.2731 • F: 518.252.4937

New Jersey

482 Houses Corner Rd • Sparta, NJ 07871
P: 551.232.6443 • F: 973.425.5188

New Jersey Design Center

620 Cedar Swamp Road • Jackson, NJ 08527
P: 201.932.4550 • F: 732.960.9950

New England

99 Stoddard Avenue • North Haven, CT 06473
P: 203.234.2800 • F: 203.985.0381

Massachusetts

241 Francis Avenue • Mansfield, MA 02048
P: 508.298.2243 • F: 508.590.7678

Maryland

8400 Progress Court • Frederick, MD 21701
P: 301.620.0100 • F: 301.620.0007

Delaware

1000 South Market Street • Wilmington, DE 19801
P: 302.981.0986 • F: 302.691.4500

Virginia

9135 Barricade Lane • Mechanicsville, VA 23116
P: 571.332.3513 • F: 571.406.1251

