



*The*  
**CLAREMONT**  
*Collection*

ROSETTA®


THE LOOK AND FEEL OF NATURE





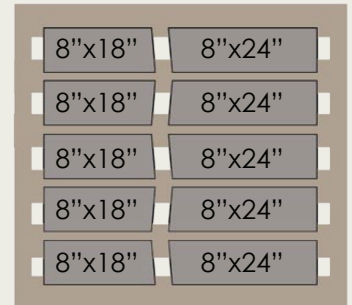
### **FEATURES**

- Linear, horizontal proportions evoke a contemporary yet classic stone appearance
- Each unit is finished on both the front and back surfaces, allowing for both freestanding walls and retaining walls
- Crisp, chiseled stone texture is indistinguishable from natural snapped limestone drywall



### **CLAREMONT WALL PALLET**

- Pallet weight =  $\pm 2,800$  lbs (incl. pallet weight)
- Pieces on pallet = 25 pieces of 18" and 25 pieces of 24"

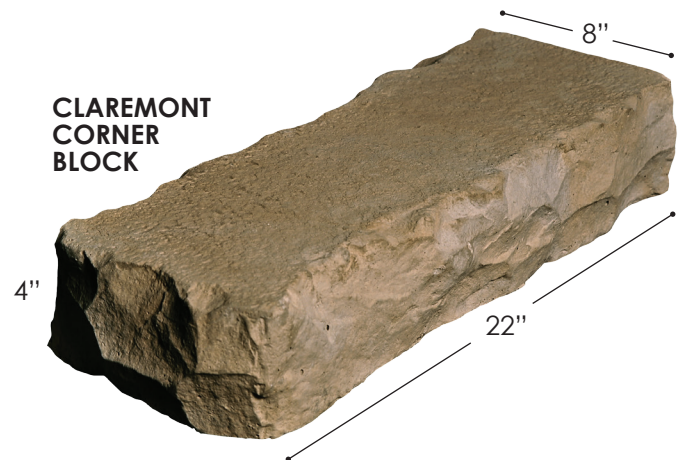


### **LAYER OVERVIEW**

- 5 layers per pallet

### **CLAREMONT CORNER PALLET**

- 40 Corner units per pallet
- Pallet weight =  $\pm 2,400$  lbs
- One pallet contains enough corners to build a 30"x30" pillar, 40" Tall
- 34"x34"x3" Pillar Cap sold separately



### **COLOR OPTIONS**



auburn ridge



fond du lac



slate grey