

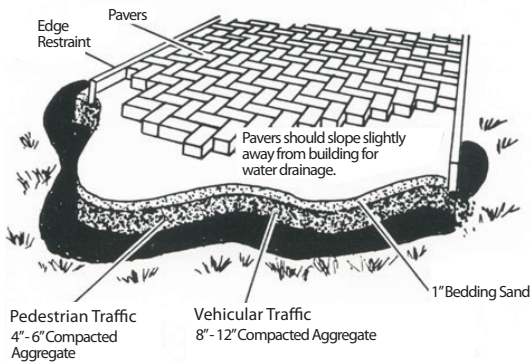
colonial cobble 1.5 NORMAL

INSTALLATION GUIDELINES

SAND INSTALLATION

After excavation, compact the subgrade and install a woven separation fabric. Spread and compact a base of clean, graded, dense aggregate (road base). Typical compacted base thickness is 4-6" for pedestrian applications and 8-12" for vehicular applications. Pavers are set on a loosely screeded 1" bed of graded, clean concrete sand. Maintain a joint size of 1/16" - 3/16". When pavers are set, compact paving stones into sand with mechanical plate vibrator. Joint sand may be spread over paving stones during compaction. Allow approximately 1/4" of for paving stone compaction. Spread clean dry sand over surface and broom sweep to fill joints.

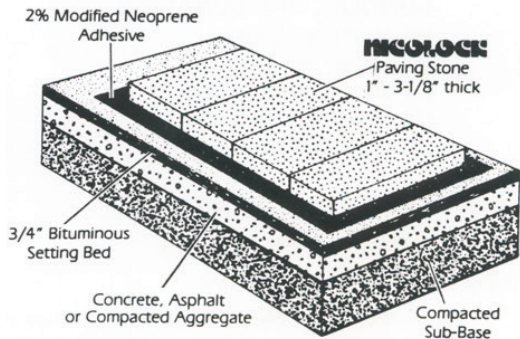
CROSS SECTION OF TYPICAL INSTALLATION



With a properly prepared sub-grade and base, a sand set installation is suitable for all types of pedestrian and vehicle traffic installations.

BITUMINOUS INSTALLATION


In application where adhesion of the paver unit is desired, paving stones may be installed on a bituminous setting bed over a compacted gravel, asphalt or concrete base. As with the sand set method, the sub-grade must be stabilized to prevent settling. Setting bed should be a 3/4" - 1" thick bituminous material rolled to true level grade so that when pavers are set, the top surface will be at required finished grade. Apply a coating of neoprene modified adhesive by squeegee or trowel. Set pavers, fill joints with clean, dry sand.




NOTE: Warranties expressed or implied by Nicolock do not apply to the possible occurrence of efflorescence which does not affect the structural integrity of the paving stone. Efflorescence is a normal occurrence in concrete products and will dissipate with normal weathering. The use of concrete as a base or setting bed may increase the possibility of efflorescence.

SUGGESTED INSTALLATION PATTERN


45° HERRINGBONE




90° HERRINGBONE




BASKET WEAVE



STACKED BOND




RUNNING BOND



AVAILABLE COLORS

* indicates premium color



granite city



adobe blend




golden brown blend



fire island blend



bayberry blend*



crab orchard blend*



autumn blend*



oyster blend*

COLONIAL COBBLE 1.5 NORMAL SPECIFICATIONS

width	length	height	pcs./s.f.	s.f./pallet	pcs./pallet	lbs./pallet
6 3/8"	9 3/8"	2 3/8"	2.42	124	300	3,348



Paver-Shield™ is an advanced manufacturing technology that concentrates the highest grade of cement, a selection of the finest sands, and the most vibrant pigment available on the surface to create a durable, color-rich paver. Paver-Shield completely eliminates the exposure of large and unsightly stones from wear or the use of harsh de-icing salts. Pavers made with Paver-Shield have color from top to bottom, not a thin veneer. Nicolock is the only manufacturer that offers surface protection and color throughout using Paver-Shield technology. **Paver-Shield ensures a lifetime of rich color!**

paving stones & retaining walls
NICOLOCK
 We're paving a whole new way.


For more information call 631.669.0700 or visit www.nicolock.com

COLONIAL COBBLE



1.5 Normal

Also available with Paver-Shield Protection



6 ³/₈" x 9 ³/₈" x 2 ³/₈"

(Also available in 3 1/8" thickness as special order)

The textured face and turned down corners of Colonial Cobble replicate the look of well worn cobblestones.



FORTIFIED WITH:
paver-shield[™]
guaranteed protection
MORE COLOR • MORE STRENGTH • MORE LIFE

nicolock
We're paving a whole new way.

For more information call 631.669.0700 or visit www.nicolock.com