


ALPINE CONTEMPORARY




ALPINE CONTEMPORARY: Travertina (Random Pattern)

LIVE LIFE IN COLOR!




ALPINE CONTEMPORARY



FEATURES

- Multi-size rectangular shapes • Smooth texture • Slightly chamfered edges
- Sizes NOT sold separately • Not recommended for vehicular traffic



COLOR SELECTION




adobe blend




golden brown blend




granite city blend




westchester blend



oyster blend*



travertina*



pennsylvania blue blend**

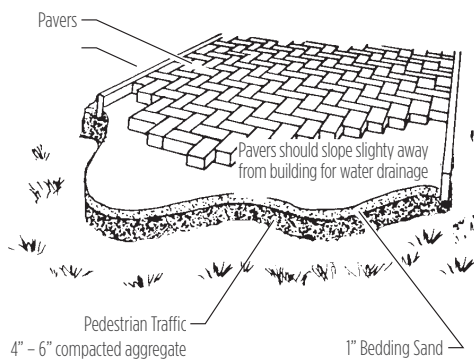
SPECIFICATIONS

	width	length	thickness	s.f./per pc.	s.f./pallet	pcs./pallet	lbs./pallet
A	7-3/4"	15-5/8"	2-3/8"	.84	127	30	3,430
B	15-5/8"	15-5/8"	2-3/8"	1.7	127	30	3,430
C	15-5/8"	23-1/2"	2-3/8"	2.55	127	20	3,430

INSTALLATION GUIDELINES: SAND

After excavation, compact the subgrade and install a woven separation fabric. Spread and compact a base of clean, graded, dense aggregate (road base). Typical compacted base thickness is 4-6" for pedestrian applications. Pavers are set on a loosely screeded 1" bed of graded, clean concrete sand. Maintain a joint size of 1/16" - 3/16". When pavers are set, compact paving stones into sand with mechanical plate vibrator. Joint sand may be spread over paving stones during compaction. Installed pavers should be set 1/8" to 1/4" above final elevations to compensate for any potential settlement. Spread clean dry sand over surface and broom sweep to fill joints.

CROSS-SECTION OF TYPICAL INSTALLATION



Nicolock's Paver-Shield™

- Ultra-dense surface with more color and more protection. Nicolock has color from top to bottom throughout the paver ensuring a lifetime of beauty. Iron oxide pigments are guaranteed not to fade!

NOTE: All measurements are nominal. Variance in square footage or linear footage coverage can be up to 5% depending on joint width. The possible occurrence of efflorescence does not affect the structural integrity of the product. Efflorescence is a normal occurrence in concrete products and will dissipate with normal weathering. The use of concrete as a base or setting bed may increase the possibility of efflorescence.

CAUTION: Always use a plate compactor with a pad when installing any textured paving stone.

* denotes premium color

** denotes deluxe color



| nicolock.com

NICOLOCK[®]
paving stones & retaining walls
n paver-shield[™]