

OLD TOWN FLAGSTONE CIRCLE

A complete circle pack on a pallet! Naturally aged and textured surface with an authentic character of reclaimed flagstone in a circular design with stone cut edges.



Circles and Inlays


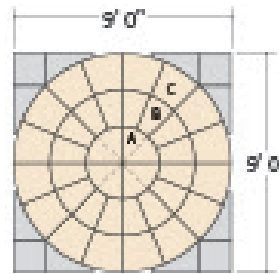


Old Town Flagstone Circle | Color: Gironde



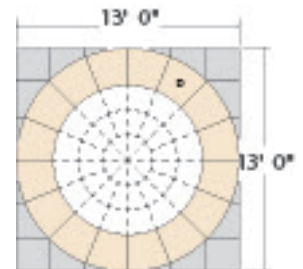

OLD TOWN FLAGSTONE CIRCLE

| | PIECES | THICKNESS | PCS / PALLET | LBS / PALLET |
|---|-----------------|-----------|--------------|--------------|
| A | Center Pieces | 1 1/2" | 4 | 1,100 |
| B | 2nd Ring Pieces | | 16 | |
| C | 3rd Ring Pieces | | 16 | |
| | Total | | 36 | |



SMALL CIRCLE EXTENSION PACK

| | PIECES | THICKNESS | PCS / PALLET | LBS / PALLET |
|---|-------------------------|-----------|--------------|--------------|
| D | 4th ring = 13' diameter | 1 1/2" | 4 | 1,100 |



Bluestone

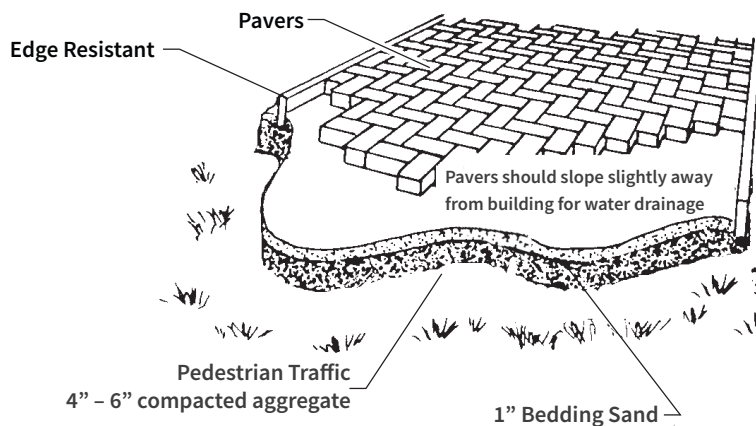
Gironde*

Mocha

York Brown

*Premium Colors

CROSS-SECTION OF TYPICAL INSTALLATION



INSTALLATION GUIDELINES: SAND

After excavation, compact the sub grade and install a woven separation fabric if needed. Spread and compact a base of clean, dense graded aggregate (road base). Typical compacted base thickness is 4-6" for pedestrian applications. Pavers are set on a loosely screened 1" bed of graded, clean concrete sand. Maintain a joint size of 1/16" - 3/16". When pavers are set, compact paving stones into sand with mechanical plate vibrator. Joint sand may be spread over paving stones during compaction. Installed pavers should be set 1/8" to 1/4" above final elevations to compensate for any potential settlement. Spread clean dry sand over surface and broom sweep to fill joints. Run vibrator one final time after filling joints.

NOTE: All measurements are nominal. Variance in square footage or linear footage coverage can be up to 5% depending on joint width. The possible occurrence of efflorescence does not affect the structural integrity of the product. Efflorescence is a normal occurrence in concrete products and will dissipate with normal weathering. The use of concrete as a base or setting bed may increase the possibility of efflorescence.

CAUTION: Always use a plate compactor with a pad when installing any textured paving stone.



Corporate HQ: 612 Muncy Avenue | Lindenhurst | NY | 11757 | 631.669.0700 | nicolock.com

