



Supports for raised floors PP LEVEL DUO MAXI

Description

PP Level Duo Maxi is a line of supports for laying self-supporting raised flooring in squares or tiles with 2, 3 or 4 mm joints. Such substrates with specific heads are used for laying ceramic tile planks with the aluminum joist system or for laying wood or WPC Decking flooring.

With PP Level Duo Maxi it is possible to choose between fixed or self-levelling head in an instant directly during laying, this choice can be made easily thanks to the special Fixed Head Ring built into the base. By inserting it between the head and the screw we obtain a fixed head support while by not inserting it the support automatically becomes self-levelling and able to compensate for slopes of the support surface of up to 5%.

The supports consist of polypropylene elements composed of a base, a screw equipped with an anti-unscrewing lock, and a series of heads to be chosen according to the type of flooring to be placed.

Height adjustment is carried out from above using a special adjustment key and acts directly on the screw also it is possible to increase the height of the supports by using the P1/10 and P1/80/TE extensions.

The heads produced in bi-material (PP+TPE) make it possible to abate footfall noise by cushioning the contact between the tiles and the supports.

PP Level Duo Maxi are the ideal solution for terraces, pool edges, walkways on roofs and roof gardens.

There are also numerous installation accessories dedicated to height adjustment, lifting of slabs and vertical perimeter buffering.

Materials

PP

Polypropylene, colour black, resistant to both acid and basic solutions and to atmospheric agents.

Classification of reaction to fire (UNI EN 13501-1:2012) Euroclass F.

Operating temperature -40 ° C + 75 ° C.

The mechanical characteristics remain unchanged over time.

TPE

Noise-proof pads in thermoplastic rubber, resistant to abrasion and impact.

Natural aluminium (joists)

Al-Mg-Si Alloy heat treated to T6 temper (6060 T6).

These profiles are made by extrusion.

They are well-resistant to chemical and atmospheric agents.

Stainless steel (clips)

AISI 304 - DIN 1.4301

Featuring a substantial resistance to the principal chemical and atmospheric agents, lime and mortar, as well as adhesives for tiles and cleaning agents. Recommended for use even in the food industry, hospitals, pools, general exterior environments, etc.

Environmental impact

Recyclable, non dangerous waste.

Surfaces of use

On any waterproof membrane.
On any solid and compact laying surface.

Properties and general characteristics

| | |
|---|--|
| Base diameter | : 205 mm |
| Head diameter | : 130 mm (art. PPLM/T2, PPLM/T3, PPLM/T4, PPLM/TD) |
| Support surface | : 330 cm ² |
| Spacer tab thickness | : 2, 3, 4 mm (art. PPLM/T2, PPLM/T3, PPLM/T4) |
| Height of spacer tabs | : 11,5 mm (art. PPLM/T2, PPLM/T3, PPLM/T4) |
| Hardness PP | : 90 shore |
| Slope compensation | : 5% |
| Reaction to fire ((UNI EN 13501-1:2012) | : Euroclass F |
| Operating temperature | : -40°C +75°C |

Laying

The product is laid dry, without adhesives or other fixings.

Care and maintenance

PP and TPE

They do not require special maintenance.

Aluminium

These need no particular maintenance and are easily cared for with colorless alcohol diluted in water or with normal detergents, though not acid-based products (e.g. hydrochloric or hydrofluoric acid).

Stainless Steel

The stainless surfaces can be polished with the adequate products, commonly found in stores.

Fire Control Measures

In case of fire, extinguish with fire-fighting chemical products, dry sand or solid fire-extinguishing agents.

Note

All indications and instructions here have come from our own experience to be understood as purely informative and will have to be confirmed through exhaustive practical experience.

Profilpas will not be held responsible for any personal injury or material damage from improper use of the product.

The user is responsible for establishing whether the product is suitable for the task and likewise must assume all responsibility for incorrect laying of material.

Head (PP) with built-in anti-noise rubber (TPE).



Screw



Full support base (330 cm²)

Holes for water drainage

Ring to make the head fixed



S/28/39B
h. 28-39 mm



M/38/57B
h. 38-57 mm



L/56/91B
h. 56-91 mm



PPLM/T2-3-4
Testa fuga 2-3-4 mm
Head for 2-3-4 mm joint



PPLM/TD
Testa per decking
Head for decking floors



PPLM/TA
Testa per travetto
in alluminio
Head for aluminium joist



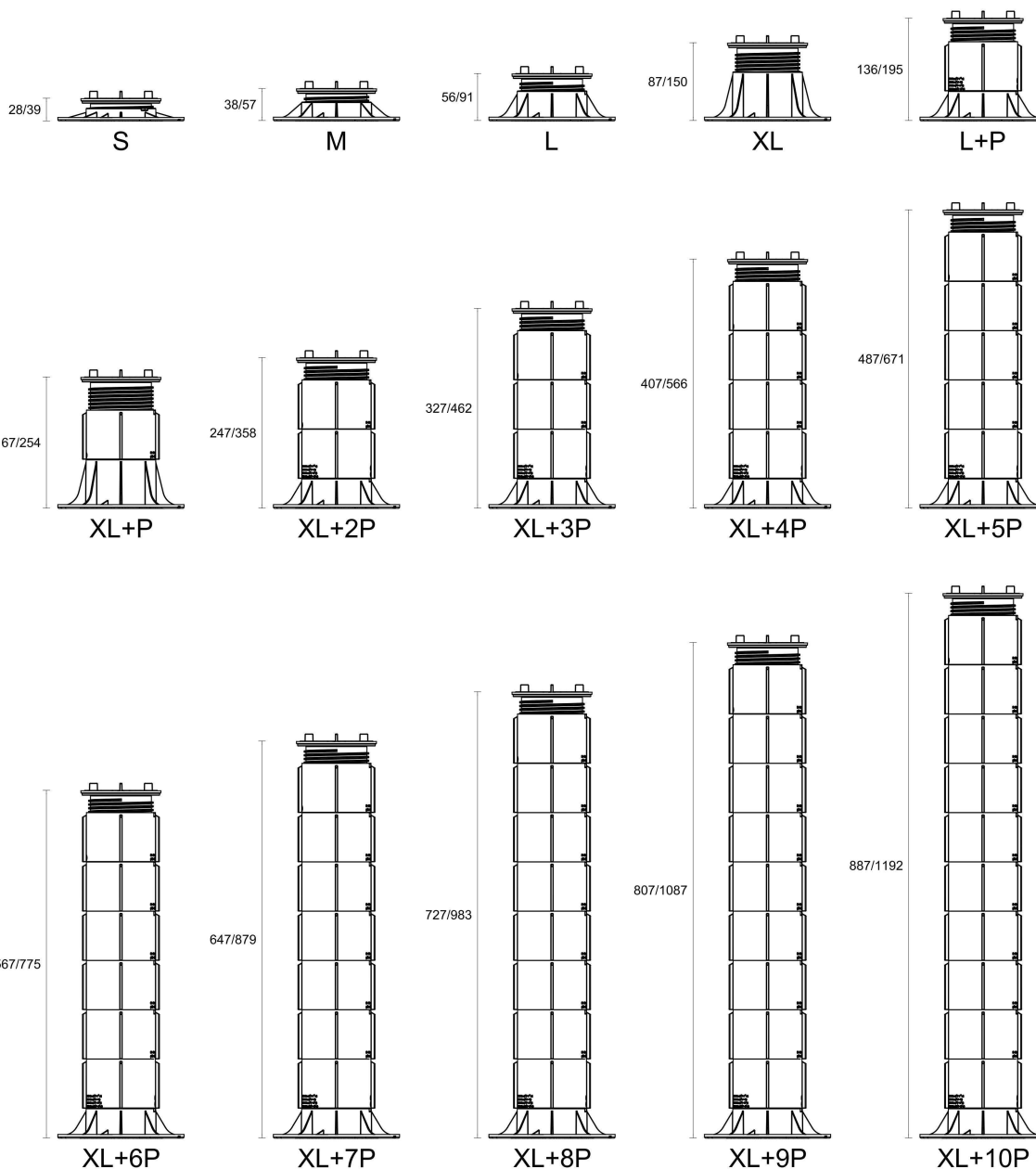
XL/87/150B
h. 87-150 mm



P1/10
Prolunga h. 10 mm
Extension h. 10 mm



P1/80TE
Prolunga h. 80 mm
Extension h. 80 mm



PP Level DUO MAXI



S/28/39B



M/38/57B



L/56/91B



XL/87/150B



P1/10



P1/80TE



PPLM/T2
PPLM/T3
PPLM/T4

PP LEVEL DUO MAXI - BASE + SCREW

| ART. | | code | pack | pallet |
|-------------------|--|-------|--------|----------|
| S/28/39B | base + screw adjustable from h. 28 to 39 mm | 19250 | 24 pcs | 1152 pcs |
| M/38/57B | base + screw adjustable from h. 38 to 57 mm | 19251 | 24 pcs | 1152 pcs |
| L/56/91B | base + screw adjustable from h. 56 to 91 mm | 19252 | 24 pcs | 672 pcs |
| XL/87/150B | base + screw adjustable from h. 87 to 150 mm | 19253 | 24 pcs | 480 pcs |

no partial packaging

EXTENSIONS FOR PP LEVEL DUO MAXI

| ART. | | code | pack | pallet |
|----------------|--------------------|-------|--------|----------|
| P1/10 | extension h. 10 mm | 19369 | 15 pcs | 1800 pcs |
| P1/80TE | extension h. 80 mm | 19254 | 24 pcs | 960 pcs |

no partial packaging

| | | | | | |
|-------------------------------|---|------------|--------------------------------|---|-------------|
| L/56/91B+P1/80TE | = | 136/195 mm | XL/87/150B+(6xP1/80TE) | = | 567/775 mm |
| XL/87/150B+P1/80TE | = | 167/254 mm | XL/87/150B+(7xP1/80TE) | = | 647/879 mm |
| XL/87/150B+(2xP1/80TE) | = | 247/358 mm | XL/87/150B+(8xP1/80TE) | = | 727/983 mm |
| XL/87/150B+(3xP1/80TE) | = | 327/462 mm | XL/87/150B+(9xP1/80TE) | = | 807/1087 mm |
| XL/87/150B+(4xP1/80TE) | = | 407/566 mm | XL/87/150B+(10xP1/80TE) | = | 887/1192 mm |
| XL/87/150B+(5xP1/80TE) | = | 487/671 mm | | | |

PP LEVEL DUO MAXI - Self-levelling head for ceramic floors

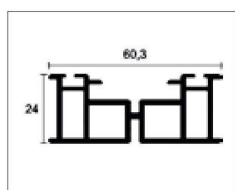
| ART. | | code | pack | pallet |
|----------------|----------------------|-------|--------|----------|
| PPLM/T2 | head for 2 mm joints | 19255 | 48 pcs | 3840 pcs |
| PPLM/T3 | head for 3 mm joints | 19256 | 48 pcs | 3840 pcs |
| PPLM/T4 | head for 4 mm joints | 19257 | 48 pcs | 3840 pcs |

no partial packaging

PP Level DUO MAXI



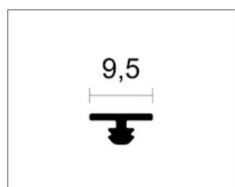
PPLM/TA




PPL/T1



PPL/D4



PPL/GM50
PPL/GM200



PPL/GR1

PP LEVEL DUO MAXI - Joist

| ART. | | code | pack | pallet |
|------------------|---|-------|---------|----------|
| PPLM/TA | head for aluminium joist | 19259 | 48 pcs | 3840 pcs |
| PPL/T1 | natural aluminium joist L. 240 cm | 19260 | 8 pcs | |
| PPL/D4 | 4-mm spacer for PPL/T1 joist | 19398 | 500 pcs | |
| PPL/GM50 | noise-proof rubber for PPL/T1 joist - 50 meters roll | 19263 | 1 pc | |
| PPL/GM200 | noise-proof rubber for PPL/T1 joist - 200 meters roll | 19264 | 1 pc | |
| PPL/GR1 | connection joint for PPL/T1 joist | 19265 | 250 pcs | |

no partial packaging

PP LEVEL DUO MAXI - Decking

| ART. | | code | pack | pallet |
|-------------------|--|-------|--------|----------|
| PPLM/TD | head for decking | 19258 | 48 pcs | 3840 pcs |
| PPL/5030/T | natural aluminium joist for decking - section 50x30 mm - length 200 cm | 19389 | 8 pcs | 160 pcs |
| PPL/TD/GR | connection joint for decking joist | 19387 | 12 pcs | |
| PPL/TD/TT | T connection joint for decking joist | 19388 | 20 pcs | |

no partial packaging



PPLM/TD



PPL/5030/T



PPL/TD/GR



PPL/TD/TT

PP Level DUO MAXI



S/28/39B



M/38/57B



L/56/91B



XL/87/150B



P1/10



P1/80TE



PPLM/T4F

PP LEVEL MAXI FIX - BASE + SCREW

| ART. | | code | pack | pallet |
|-------------------|--|-------|--------|----------|
| S/28/39B | base + screw adjustable from h. 28 to 39 mm | 19250 | 24 pcs | 1152 pcs |
| M/38/57B | base + screw adjustable from h. 38 to 57 mm | 19251 | 24 pcs | 1152 pcs |
| L/56/91B | base + screw adjustable from h. 56 to 91 mm | 19252 | 24 pcs | 672 pcs |
| XL/87/150B | base + screw adjustable from h. 87 to 150 mm | 19253 | 24 pcs | 480 pcs |

no partial packaging

EXTENSIONS FOR PP LEVEL MAXI FIX

| ART. | | code | pack | pallet |
|----------------|--------------------|-------|--------|----------|
| P1/10 | extension h. 10 mm | 19369 | 15 pcs | 1800 pcs |
| P1/80TE | extension h. 80 mm | 19254 | 24 pcs | 960 pcs |

no partial packaging

| | | | | | |
|-------------------------------|---|------------|--------------------------------|---|-------------|
| L/56/91B+P1/80TE | = | 136/195 mm | XL/87/150B+(6xP1/80TE) | = | 567/775 mm |
| XL/87/150B+P1/80TE | = | 167/254 mm | XL/87/150B+(7xP1/80TE) | = | 647/879 mm |
| XL/87/150B+(2xP1/80TE) | = | 247/358 mm | XL/87/150B+(8xP1/80TE) | = | 727/983 mm |
| XL/87/150B+(3xP1/80TE) | = | 327/462 mm | XL/87/150B+(9xP1/80TE) | = | 807/1087 mm |
| XL/87/150B+(4xP1/80TE) | = | 407/566 mm | XL/87/150B+(10xP1/80TE) | = | 887/1192 mm |
| XL/87/150B+(5xP1/80TE) | = | 487/671 mm | | | |

PP LEVEL MAXI FIX - Fixed head for ceramic floors

| ART. | | code | pack | pallet |
|-----------------|----------------------------|-------|--------|----------|
| PPLM/T4F | fixed head for 4 mm joints | 19261 | 48 pcs | 3840 pcs |

no partial packaging

with fixed head PPLM/T4F the ranges of the bases+screws are to be considered 3 mm lower, therefore the heights will be S: 25 to 36, M: 35 to 54, L: 53 to 88, XL: 84 to 147.

PP Level DUO MAXI



CR/M



PPL/CT



PCC/01



PCC/02



PCC/03



PCC/04



PCC/05



PPL/S



PPL/DT



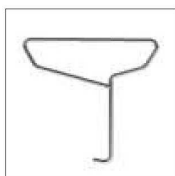
PPL/DLB



PPL/V



PPL/MS



PPL/GS

ACCESSORIES FOR PP LEVEL DUO MAXI - PP LEVEL DUO[®] - PP LEVEL FIX

| ART. | | code | pack |
|---------|--|-------|---------|
| CR/M | adjustment key (for 4 mm joints) | 19376 | 12 pcs |
| PPL/CT | insert for screwdriver drill | 19306 | 1 pc |
| PCC/01 | perimeter clip (base + head) | 19382 | 30 kit |
| PCC/02 | corner clip (base + head) | 19383 | 4 kit |
| PCC/03 | wall clip in stainless steel | 19384 | 50 pcs |
| PCC/04 | perimeter clip for double joist system (base + head) | 19386 | 30 Kit |
| PCC/05 | wall clip in polypropylene | 19377 | 200 pcs |
| PPL/S | rubber mat diam. cm 21 x 0,2 thick. | 19385 | 100 pcs |
| PPL/DT | levelling disk for head diam. cm 12 x 0,2 thick. | 19378 | 100 pcs |
| PPL/DLB | levelling disk for base diam. cm 21 x 0,2 thick. | 19379 | 100 pcs |
| PPL/V | battery-powered vacuum suction cup | 19302 | 1 pc |
| PPL/MS | slab lifting handle (from 39 to 62 cm) | 19304 | 1 pc |
| PPL/GS | tile lifter for 4 mm joints | 19305 | 1 pc |

no partial packaging